

STAMPIN' UP!®

# JANUARY-JUNE MINI CATALOG

SAMPLE RECIPES

2020



**NOTE:** This supply list is an internal document, which is being provided, in English only, for demonstrator use as part of a Stampin' Up! research project. Because of this, it does not adhere to our normal publishing standards and should not be displayed at customer events or shared directly with customers (the information contained in the document [i.e., catalog project supplies] may be shared with customers).

**PAGE #:** 1      **CRAFTER LEVEL:** Artfully Avid      **CARD BASE SIZE:** Standard A4

#### STAMPS

151595 - Stamp Set Cling Peaceful Moments, 151599 - Stamp Set Cling Painted Poppies

#### PAPER

121043 - Cardstock 8-1/2" X 11" Sahara Sand, 121045 - Cardstock 8-1/2" X 11" Basic Black, 140272 - Cardstock 8-1/2" X 11" Whisper White Thick, 151327 - Peaceful Poppies Elements

#### INK

101406 - Stazon Pad Jet Black, 102283 - Versamark Pad, 147090 - Classic Stampin' Pad Old Olive, 147091 - Classic Stampin' Pad Rich Razzleberry, 147092 - Classic Stampin' Pad Blackberry Bliss, 147099 - Classic Stampin' Pad Gorgeous Grape, 147111 - Classic Stampin' Pad Mossy Meadow, 147277 - Uninked Stampin' Pad & Whisper White Refill

#### TOOLS

103954 - Aqua Painters, 149638 - Stitched Nested Labels Dies, 151594 - Poppy Moments Dies

#### EMBELLISHMENTS

109132 - Stampin' Emboss Powder White, 151325 - Peaceful Poppies Sequins

#### INSTRUCTIONS



#### TECHNIQUES:

- Watercoloring
- Splattering
- Heat Embossing
- Fussy cutting

**PAGE #:** 1      **CRAFTER LEVEL:** Artfully Avid      **CARD BASE SIZE:** Standard A2

#### STAMPS

151595 - Stamp Set Cling Peaceful Moments, 151599 - Stamp Set Cling Painted Poppies

#### PAPER

100730 - Cardstock 8-1/2" X 11" Whisper White, 151324 - Peaceful Poppies Designer Series Paper, 151327 - Peaceful Poppies Elements

#### INK

102283 - Versamark Pad, 132708 - Memento Ink Pad Tuxedo Black, 144597 - Stampin' Blends Combo Pack Old Olive, 144603 - Stampin' Blends Combo Pack Daffodil Delight, 147941 - Stampin' Blends Basic Black Dark, 147945 - Stampin' Blends Mango Melody Combo Pack, 148547 - Stampin' Blends Mossy Meadow Combo Pack

#### TOOLS

146320 - Punch Detailed Trio, 151605 - Painted Labels Dies

#### EMBELLISHMENTS

109132 - Stampin' Emboss Powder White, 144219 - Basic Pearl Jewels, 151325 - Peaceful Poppies Sequins

#### INSTRUCTIONS



#### TECHNIQUES:

- Stampin' Blends Coloring
- Heat Embossing
- Modifying Embellishments

**PAGE #:** 1

**CRAFTER LEVEL:** Avid

**CARD BASE SIZE:** Standard A2

#### STAMPS

151595 - Stamp Set Cling Peaceful Moments

#### PAPER

100702 - Cardstock 8-1/2" X 11" Old Olive, 101910 - Cardstock 8-1/2" X 11" Shimmery White, 119793 - Card Stock 8-1/2" X 11" Poppy Parade, 121045 - Cardstock 8-1/2" X 11" Basic Black, 131201 - Cardstock 8-1/2" X 11" Pear Pizzazz, 146972 - Cardstock 8-1/2" X 11" Grapefruit Grove, 146985 - Cardstock 8-1/2" X 11" Petal Pink

#### INK

101406 - Stazon Pad Jet Black, 102283 - Versamark Pad, 147085 - Classic Stampin' Pad Cajun Craze, 147101 - Classic Stampin' Pad Calypso Coral

#### TOOLS

133773 - Sponge Daubers, 151594 - Poppy Moments Dies, 151690 - Stitched So Sweetly Dies, 151820 - Stitched Rectangles Dies

#### EMBELLISHMENTS

149512 - Stampin' Emboss Powder Shimmer Black

#### INSTRUCTIONS



#### TECHNIQUES:

- Heat Embossing
- Creating an ombre effect

**PAGE #:** 1

**CRAFTER LEVEL:** Avid

**CARD BASE SIZE:** Narrow Notecard

#### STAMPS

151595 - Stamp Set Cling Peaceful Moments

#### PAPER

120953 - Cardstock 8-1/2" X 11" Crumb Cake, 140272 - Cardstock 8-1/2" X 11" Whisper White Thick, 151324 - Peaceful Poppies Designer Series Paper, 151327 - Peaceful Poppies Elements

#### INK

147090 - Classic Stampin' Pad Old Olive, 147091 - Classic Stampin' Pad Rich Razzleberry, 147092 - Classic Stampin' Pad Blackberry Bliss, 147099 - Classic Stampin' Pad Gorgeous Grape

#### TOOLS

103954 - Aqua Painters, 104430 - Stampin' Dimensionals, 151605 - Painted Labels Dies

#### EMBELLISHMENTS

144141 - Faceted Gems Gold, 149485 - Magnolia Lane Ribbon Combo Pack

#### INSTRUCTIONS



#### TECHNIQUES:

- Watercoloring
- Fussy cutting

**PAGE #:** 1      **CRAFTER LEVEL:** Avid      **CARD BASE SIZE:** Standard A2

**STAMPS**

151595 - Stamp Set Cling Peaceful Moments

**PAPER**

101856 - Cardstock Vellum 8-1/2" X 11", 102482 - Cardstock 8-1/2" X 11" Real Red, 120953 - Cardstock 8-1/2" X 11" Crumb Cake, 121045 - Cardstock 8-1/2" X 11" Basic Black, 151324 - Peaceful Poppies Designer Series Paper

**INK**

101406 - Stazon Pad Jet Black

**TOOLS**

119868 - Punch Circle 1" (2,5 Cm), 151594 - Poppy Moments Dies

**EMBELLISHMENTS**

104199 - Thread Linen

**INSTRUCTIONS**



**TECHNIQUES:**

- Other

**PAGE #:** 1      **CRAFTER LEVEL:** Avid      **CARD BASE SIZE:** Notecard

**STAMPS**

151595 - Stamp Set Cling Peaceful Moments

**PAPER**

101856 - Cardstock Vellum 8-1/2" X 11", 122924 - Cardstock 8-1/2" X 11" Pool Party, 140272 - Cardstock 8-1/2" X 11" Whisper White Thick, 149101 - Perennial Essence 12" X 12" (30.5X 30.5 Cm) Vellum Cardstock, 151324 - Peaceful Poppies Designer Series Paper

**INK**

147099 - Classic Stampin' Pad Gorgeous Grape

**TOOLS**

151594 - Poppy Moments Dies, 151605 - Painted Labels Dies, 151811 - Corrugated 3D Embossing Folder

**EMBELLISHMENTS**

151326 - Whisper White 1/4" (6.4 Mm) Crinkled Seam Binding Ribbon

**INSTRUCTIONS**



**TECHNIQUES:**

- Other

**PAGE #:** 2

**CRAFTER LEVEL:** Casual

**CARD BASE SIZE:** Standard A4

**STAMPS**

151595 - Stamp Set Cling Peaceful Moments

**PAPER**

101856 - Cardstock Vellum 8-1/2" X 11", 122924 - Cardstock 8-1/2" X 11" Pool Party, 146988 - Cardstock 8-1/2" X 11" Soft Sea Foam, 149101 - Perennial Essence 12" X 12" (30.5X 30.5 Cm) Vellum Cardstock, 151324 - Peaceful Poppies Designer Series Paper

**INK**

147090 - Classic Stampin' Pad Old Olive

**TOOLS**

104332 - Adhesive Snail Permanent, 104430 - Stampin' Dimensionals, 138309 - Glue Pen Fine-Tip, 151297 - Label Me Fancy Punch

**EMBELLISHMENTS**

151325 - Peaceful Poppies Sequins, 151326 - Whisper White 1/4" (6.4 Mm) Crinkled Seam Binding Ribbon

**INSTRUCTIONS**



**TECHNIQUES:**

- Other

**PAGE #:** 3

**CRAFTER LEVEL:** Artfully Avid

**CARD BASE SIZE:** Standard A2

**STAMPS**

151513 - Stamp Set Photopolymer Grace's Garden

**PAPER**

100730 - Cardstock 8-1/2" X 11" Whisper White, 101856 - Cardstock Vellum 8-1/2" X 11", 101910 - Cardstock 8-1/2" X 11" Shimmery White, 149497 - Paper Designer Series Woven Threads, 150880 - Pretty Peacock 8-1/2" X 11" Cardstock, 150884 - Terracotta Tile 8-1/2" X 11" Cardstock

**INK**

101406 - Stazon Pad Jet Black, 102283 - Versamark Pad, 147093 - Classic Stampin' Pad Mango Melody, 147106 - Classic Stampin' Pad Mint Macaron, 147117 - Classic Stampin' Pad Sahara Sand, 150083 - Pretty Peacock Classic Stampin' Pad, 150086 - Terracotta Tile Classic Stampin' Pad

**TOOLS**

103954 - Aqua Painters, 151512 - Garden Gateway Dies, 151775 - Subtle 3D Embossing Folder

**EMBELLISHMENTS**

104199 - Thread Linen, 109132 - Stampin' Emboss Powder White, 149498 - Sequin Assortment Woven Threads, 151321 - 1/8" (3.2 Mm) Mint Macaron Sheer Linen Ribbon

**INSTRUCTIONS**



**TECHNIQUES:**

- Watercoloring
- Heat Embossing

**PAGE #:** 3

**CRAFTER LEVEL:** Avid

**CARD BASE SIZE:** Standard A2

**STAMPS**

151427 - Stamp Set Photopolymer Heart To Heart

**PAPER**

100730 - Cardstock 8-1/2" X 11" Whisper White, 101856 - Cardstock Vellum 8-1/2" X 11", 121043 - Cardstock 8-1/2" X 11" Sahara Sand, 146958 - Paper Glimmer Gold, 149612 - Paper Watercolor Fluid 100, 150882 - Rococo Rose 8-1/2" X 11" Cardstock, 151319 - Best Dressed Designer Series Paper

**INK**

147087 - Classic Stampin' Pad Crushed Curry, 147091 - Classic Stampin' Pad Rich Razzleberry, 147117 - Classic Stampin' Pad Sahara Sand, 150080 - Rococo Rose Classic Stampin' Pad, 150086 - Terracotta Tile Classic Stampin' Pad

**TOOLS**

103954 - Aqua Painters, 143720 - Punch Circle 2-1/4" (5.7 Cm), 148551 - Big Shot Stitched Rectangle Dies, 151440 - Detailed Hearts Die

**EMBELLISHMENTS**

124262 - Baker's Twine Solid Whisper White

**INSTRUCTIONS**

Create watercolor wash with Rich Razzleberry, Rocco Rose, Terracotta Tile, and Crushed Curry on watercolor paper and then cut with Detailed Hearts Dies.



**TECHNIQUES:**

- Watercolor Wash

**PAGE #:** 3

**CRAFTER LEVEL:** Avid

**CARD BASE SIZE:** Square 3"

**STAMPS**

151417 - Stamp Set Photopolymer Heartfelt

**PAPER**

100730 - Cardstock 8-1/2" X 11" Whisper White, 101856 - Cardstock Vellum 8-1/2" X 11", 138337 - Cardstock 8-1/2" X 11" Mint Macaron

**INK**

146871 - Stampin' Blends Petal Pink Dark, 147021 - Stampin' Blends Mint Macaron Dark, 147106 - Classic Stampin' Pad Mint Macaron, 147937 - Stampin' Blends Shaded Spruce Dark, 150080 - Rococo Rose Classic Stampin' Pad

**TOOLS**

151292 - Heart Punch Pack

**EMBELLISHMENTS**

104199 - Thread Linen, 147801 - Epoxy Droplets Frosted & Clear

**INSTRUCTIONS**

this card is 3.5 x 3.5"

I colored the twine and embellishments with blends.



**TECHNIQUES:**

- Modifying Ribbon/Trim
- Modifying Embellishments

**PAGE #:** 3      **CRAFTER LEVEL:** Avid      **CARD BASE SIZE:** Square 3"

**STAMPS**

151417 - Stamp Set Photopolymer Heartfelt

**PAPER**

100730 - Cardstock 8-1/2" X 11" Whisper White, 146981 - Cardstock 8-1/2" X 11" Shaded Spruce

**INK**

147088 - Classic Stampin' Pad Shaded Spruce, 147106 - Classic Stampin' Pad Mint Macaron,  
149571 - Stampin' Blends Marker Rococo Rose Dark, 150080 - Rococo Rose Classic Stampin' Pad

**TOOLS**

104430 - Stampin' Dimensionals, 151292 - Heart Punch Pack

**EMBELLISHMENTS**

138402 - Thread Metallic Silver, 144213 - Ribbon Metallic Edge 3/8" (1 Cm) Silver

**INSTRUCTIONS**

I colored the ribbon with blends.



**TECHNIQUES:**

- Modifying Ribbon/Trim

**PAGE #:** 3      **CRAFTER LEVEL:** Avid      **CARD BASE SIZE:** Standard A2

**STAMPS**

151457 - Stamp Set Cling Forever Blossoms

**PAPER**

100730 - Cardstock 8-1/2" X 11" Whisper White, 101910 - Cardstock 8-1/2" X 11" Shimmery White,  
121045 - Cardstock 8-1/2" X 11" Basic Black, 133676 - Cardstock 8-1/2" X 11" Mossy Meadow,  
146983 - Cardstock 8-1/2" X 11" Gray Granite

**INK**

101406 - Stazon Pad Jet Black, 147087 - Classic Stampin' Pad Crushed Curry, 147111 - Classic Stampin' Pad Mossy Meadow, 147118 - Classic Stampin' Pad Gray Granite

**TOOLS**

103954 - Aqua Painters, 151456 - Cherry Blossoms Dies

**EMBELLISHMENTS**

148561 - Sequins Adhesive-Backed Gingham Gala

**INSTRUCTIONS**

For the background, I just painted some watercolor stripes.



**TECHNIQUES:**

- Watercoloring
- Create your own DSP



**PAGE #:** 4

**CRAFTER LEVEL:** Avid

**CARD BASE SIZE:** Notecard

**STAMPS**

151691 - Stamp Set Cling So Sentimental

**PAPER**

100730 - Cardstock 8-1/2" X 11" Whisper White, 131201 - Cardstock 8-1/2" X 11" Pear Pizzazz, 149497 - Paper Designer Series Woven Threads, 150880 - Pretty Peacock 8-1/2" X 11" Cardstock

**INK**

147090 - Classic Stampin' Pad Old Olive, 150083 - Pretty Peacock Classic Stampin' Pad

**TOOLS**

103579 - Scissors Paper Snips, 104430 - Stampin' Dimensionals, 143706 - Big Shot Dynamic Textured Impressions Subtle, 151690 - Stitched So Sweetly Dies

**EMBELLISHMENTS**

104199 - Thread Linen

**INSTRUCTIONS**

Fussy cut word from greeting. Used sanding block on DSP to add distressing and texture. Hole punch is a non-SU item.



**TECHNIQUES:**

- Distressing
- Fussy cutting

**PAGE #:** 4

**CRAFTER LEVEL:** Avid

**CARD BASE SIZE:** Standard A2

**STAMPS**

151599 - Stamp Set Cling Painted Poppies, 151637 - Stamp Set Photopolymer Beautifully Braided

**PAPER**

100702 - Cardstock 8-1/2" X 11" Old Olive, 100730 - Cardstock 8-1/2" X 11" Whisper White, 101856 - Cardstock Vellum 8-1/2" X 11", 131197 - Cardstock 8-1/2" X 11" Bermuda Bay, 149612 - Paper Watercolor Fluid 100

**INK**

101406 - Stazon Pad Jet Black, 147086 - Classic Stampin' Pad Pumpkin Pie, 147090 - Classic Stampin' Pad Old Olive, 147093 - Classic Stampin' Pad Mango Melody, 147097 - Classic Stampin' Pad Coastal Cabana

**TOOLS**

103954 - Aqua Painters, 104430 - Stampin' Dimensionals, 126185 - Stampin' Spritzer, 151605 - Painted Labels Dies

**EMBELLISHMENTS**

149442 - Perennial Essence Floral Centers

**INSTRUCTIONS**

Cut swirl die cut piece in half and place behind vellum label and flowers. Use the E block, spritzer with water and Coastal Cabana Class Ink to make a watercolor wash on watercolor paper. Stamp images with Staz On on watercolor paper. Use Mango Melody, Pumpkin Pie and Old Olive to watercolor in the flowers and leaves. Color Perennial Essence flower centers with Staz On Ink. Let dry completely before placement.



**TECHNIQUES:**

- Watercoloring
- Modifying Embellishments
- Modifying Punch/Dies



**PAGE #:** 4

**CRAFTER LEVEL:** Avid

**CARD BASE SIZE:** Standard A2

### STAMPS

151583 - Stamp Set Cling Clubhouse

### PAPER

100730 - Cardstock 8-1/2" X 11" Whisper White, 105117 - Cardstock 8-1/2" X 11" Pumpkin Pie, 122924 - Cardstock 8-1/2" X 11" Pool Party, 132178 - Foil Sheets Silver, 146968 - Cardstock 8-1/2" X 11" Blueberry Bushel, 149612 - Paper Watercolor Fluid 100

### INK

102283 - Versamark Pad, 132708 - Memento Ink Pad Tuxedo Black, 144599 - Stampin' Blends Combo Pack Pumpkin Pie, 144605 - Stampin' Blends Combo Pack Pool Party, 144606 - Stampin' Blends Ivory, 145054 - Stampin' Blends Smoky Slate Light, 146874 - Stampin' Blends Soft Suede Light, 146876 - Stampin' Blends Granny Apple Green Light, 147095 - Classic Stampin' Pad Granny Apple Green, 149535 - Stampin' Blends Marker Gray Granite Light

### TOOLS

103954 - Aqua Painters, 151580 - Golf Club Dies, 151590 - Absolutely Argyle 3D Embossing Folder, 151820 - Stitched Rectangles Dies

### EMBELLISHMENTS

109132 - Stampin' Emboss Powder White, 146342 - Twine Nature's

### INSTRUCTIONS



### TECHNIQUES:

- Watercolor Wash
- Stampin' Blends Coloring
- Heat Embossing

**PAGE #:** 4

**CRAFTER LEVEL:** Avid

**CARD BASE SIZE:** Standard A2

### STAMPS

151479 - Stamp Set Cling Last A Lifetime

### PAPER

120953 - Cardstock 8-1/2" X 11" Crumb Cake, 140272 - Cardstock 8-1/2" X 11" Whisper White Thick, 146972 - Cardstock 8-1/2" X 11" Grapefruit Grove, 146985 - Cardstock 8-1/2" X 11" Petal Pink, 149615 - Paper Designer Series 6" X 6" (15.2 X 15.2 Cm) Subtles, 151327 - Peaceful Poppies Elements

### INK

102283 - Versamark Pad, 144597 - Stampin' Blends Combo Pack Old Olive, 147272 - Stampin' Blends Combo Pack Petal Pink, 148059 - Stampin' Blends Combo Pack Soft Sea Foam, 149557 - So Saffron Stampin' Blends Combo Pack

### TOOLS

104430 - Stampin' Dimensionals, 110755 - Glue Liquid Multipurpose, 151475 - Lasting Elegance Dies

### EMBELLISHMENTS

109132 - Stampin' Emboss Powder White, 148583 - Epoxy Droplets Heart, 151321 - 1/8" (3.2 Mm) Mint Macaron Sheer Linen Ribbon

### INSTRUCTIONS

To create the frame on DSP, use the corner frame die. Cut one end, and then flip die around. Nest straight edges into what has already been cut, and shift until at desired length. To create the "Grapefruit Grove" flowers, use the Tip to Tip method with Blends. Color Calypso Coral onto tip of Petal Pink, just slightly, a little at a time. I did this for both the light and dark Blends of each of these colors to create a Light and Dark Grapefruit Grove look to the flowers. Once desired coloring is finished, clean off Petal Pink Blends by coloring onto scratch paper. This will remove the remaining Calypso Coral color from the Blend and will not contaminate the marker.



### TECHNIQUES:

- Stampin' Blends Coloring
- Other
- Modifying Punch/Dies

**PAGE #:** 5

**CRAFTER LEVEL:** Casual

**CARD BASE SIZE:** Standard A2

**STAMPS**

151637 - Stamp Set Photopolymer Beautifully Braided

**PAPER**

100730 - Cardstock 8-1/2" X 11" Whisper White, 122925 - Cardstock 8-1/2" X 11" Calypso Coral, 131199 - Cardstock 8-1/2" X 11" Crushed Curry

**INK**

147087 - Classic Stampin' Pad Crushed Curry, 147094 - Classic Stampin' Pad Daffodil Delight, 147101 - Classic Stampin' Pad Calypso Coral, 147142 - Classic Stampin' Pad Grapefruit Grove

**TOOLS**

104332 - Adhesive Snail Permanent, 104430 - Stampin' Dimensionals, 151294 - Braided Border Punch

**EMBELLISHMENTS**

151311 - Daffodil Delight 1/4" (6.4 Mm) Ruched Ribbon

**INSTRUCTIONS**



**TECHNIQUES:**

- Rock 'n Roll Stamping
- Creating an ombre effect
- Sponging

**PAGE #:** 5

**CRAFTER LEVEL:** Avid

**CARD BASE SIZE:** Notecard

**STAMPS**

151567 - Stamp Set Photopolymer Bonanza Buddies

**PAPER**

100730 - Cardstock 8-1/2" X 11" Whisper White, 122924 - Cardstock 8-1/2" X 11" Pool Party

**INK**

147052 - Classic Stampin' Pad Flirty Flamingo, 147086 - Classic Stampin' Pad Pumpkin Pie, 147094 - Classic Stampin' Pad Daffodil Delight, 147097 - Classic Stampin' Pad Coastal Cabana, 147118 - Classic Stampin' Pad Gray Granite, 149165 - Classic Stampin' Pad Basic Gray

**TOOLS**

104430 - Stampin' Dimensionals, 110755 - Glue Liquid Multipurpose, 151566 - Bonanza Dies

**EMBELLISHMENTS**

124262 - Baker's Twine Solid Whisper White, 144212 - Sequin Assortment Iridescent

**INSTRUCTIONS**

Used party hat stamp to create a border



**TECHNIQUES:**

- Stamps, Ink & Paper

**PAGE #:** 5

**CRAFTER LEVEL:** Avid

**CARD BASE SIZE:** Square 4"

**STAMPS**

151527 - Stamp Set Cling Honey Bee

**PAPER**

101650 - Cardstock 8-1/2" X 11" Very Vanilla

**INK**

147087 - Classic Stampin' Pad Crushed Curry, 147114 - Classic Stampin' Pad Early Espresso,  
147155 - Stampin' Write Markers Regals, 147156 - Stampin' Write Markers Subtles

**TOOLS**

102845 - Blender Pens, 144108 - Stampin' Dimensionals Mini, 151526 - Detailed Bee Dies

**EMBELLISHMENTS**

144219 - Basic Pearl Jewels, 149593 - Very Vanilla 3/8" (1 Cm) Scalloped Lace Ribbon

**INSTRUCTIONS**

Had to cut multiple honey comb pieces and layer them to fill entire beehive space. Markers used: Crushed Curry & Mint Macaron.



**TECHNIQUES:**

- Stamping off
- Blender Pen Coloring
- Markering Stamps

**PAGE #:** 5

**CRAFTER LEVEL:** Avid

**CARD BASE SIZE:** Notecard

**STAMPS**

151466 - Stamp Set Cling Parisian Beauty

**PAPER**

101910 - Cardstock 8-1/2" X 11" Shimmery White, 131199 - Cardstock 8-1/2" X 11" Crushed Curry,  
146970 - Cardstock 8-1/2" X 11" Lovely Lipstick, 146983 - Cardstock 8-1/2" X 11" Gray Granite

**INK**

147087 - Classic Stampin' Pad Crushed Curry, 147096 - Classic Stampin' Pad Bermuda Bay,  
147099 - Classic Stampin' Pad Gorgeous Grape, 147140 - Classic Stampin' Pad Lovely Lipstick,  
149165 - Classic Stampin' Pad Basic Gray

**TOOLS**

133773 - Sponge Daubers, 151463 - Parisian Dies, 151775 - Subtle 3D Embossing Folder

**EMBELLISHMENTS**

138402 - Thread Metallic Silver

**INSTRUCTIONS**



**TECHNIQUES:**

- Modifying Punch/Dies
- Sponging

**PAGE #:** 5

**CRAFTER LEVEL:** Artfully Avid

**CARD BASE SIZE:** Standard A2

**STAMPS**

151595 - Stamp Set Cling Peaceful Moments

**PAPER**

101856 - Cardstock Vellum 8-1/2" X 11", 133676 - Cardstock 8-1/2" X 11" Mossy Meadow, 149100 - Perennial Essence Designer Series Paper, 149101 - Perennial Essence 12" X 12" (30.5X 30.5 Cm) Vellum Cardstock, 149612 - Paper Watercolor Fluid 100

**INK**

102283 - Versamark Pad, 147090 - Classic Stampin' Pad Old Olive, 147092 - Classic Stampin' Pad Blackberry Bliss, 147100 - Classic Stampin' Pad Blushing Bride, 150080 - Rococo Rose Classic Stampin' Pad

**TOOLS**

103954 - Aqua Painters, 104331 - Adhesive Refill Snail Permanent, 104430 - Stampin' Dimensionals, 110755 - Glue Liquid Multipurpose, 151594 - Poppy Moments Dies

**EMBELLISHMENTS**

109132 - Stampin' Emboss Powder White, 147801 - Epoxy Droplets Frosted & Clear

**INSTRUCTIONS**



**TECHNIQUES:**

- Watercolor Wash

**PAGE #:** 6

**CRAFTER LEVEL:** Avid

**CARD BASE SIZE:** Standard A2

**STAMPS**

151497 - Stamp Set Cling Timeless Tropical

**PAPER**

100702 - Cardstock 8-1/2" X 11" Old Olive, 100730 - Cardstock 8-1/2" X 11" Whisper White, 101910 - Cardstock 8-1/2" X 11" Shimmery White, 115316 - Cardstock 8-1/2" X 11" Rich Razzleberry, 122924 - Cardstock 8-1/2" X 11" Pool Party, 150880 - Pretty Peacock 8-1/2" X 11" Cardstock

**INK**

101406 - Stazon Pad Jet Black, 147090 - Classic Stampin' Pad Old Olive, 147092 - Classic Stampin' Pad Blackberry Bliss, 147138 - Classic Stampin' Pad Blueberry Bushel, 150083 - Pretty Peacock Classic Stampin' Pad, 150086 - Terracotta Tile Classic Stampin' Pad

**TOOLS**

103954 - Aqua Painters, 151495 - In The Tropics Dies

**EMBELLISHMENTS**

124262 - Baker's Twine Solid Whisper White, 149499 - Sahara Sand 5/8" (1.6 Cm) Woven Threads Trim, 151193 - Champagne Rhinestone Basic Jewels

**INSTRUCTIONS**



**TECHNIQUES:**

- Watercoloring
- Splattering

**PAGE #:** 6

**CRAFTER LEVEL:** Avid

**CARD BASE SIZE:** Square 3"

**STAMPS**

151518 - Stamp Set Photopolymer Under My Umbrella

**PAPER**

100730 - Cardstock 8-1/2" X 11" Whisper White, 119683 - Cardstock 8-1/2" X 11" Daffodil Delight, 131201 - Cardstock 8-1/2" X 11" Pear Pizzazz, 150882 - Rococo Rose 8-1/2" X 11" Cardstock

**INK**

102283 - Versamark Pad, 141709 - Watercolor Pencils, 147090 - Classic Stampin' Pad Old Olive, 147104 - Classic Stampin' Pad Pear Pizzazz, 149165 - Classic Stampin' Pad Basic Gray, 150080 - Rococo Rose Classic Stampin' Pad

**TOOLS**

151293 - Umbrella Builder Punch

**EMBELLISHMENTS**

109132 - Stampin' Emboss Powder White, 151326 - Whisper White 1/4" (6.4 Mm) Crinkled Seam Binding Ribbon

**INSTRUCTIONS**

Handheld punch is non-SU item



**TECHNIQUES:**

- Heat Embossing
- Watercolor Pencils Coloring

**PAGE #:** 6

**CRAFTER LEVEL:** Avid

**CARD BASE SIZE:** Square 3"

**STAMPS**

151518 - Stamp Set Photopolymer Under My Umbrella

**PAPER**

100730 - Cardstock 8-1/2" X 11" Whisper White, 122924 - Cardstock 8-1/2" X 11" Pool Party, 149612 - Paper Watercolor Fluid 100

**INK**

144605 - Stampin' Blends Combo Pack Pool Party, 147107 - Classic Stampin' Pad Pool Party, 147118 - Classic Stampin' Pad Gray Granite, 147274 - Stampin' Blends Combo Pack Granny Apple Green, 149165 - Classic Stampin' Pad Basic Gray, 149557 - So Saffron Stampin' Blends Combo Pack, 149566 - Purple Posy Stampin' Blends Combo Pack, 149572 - Rococo Rose Stampin' Blends Combo Pack

**TOOLS**

103954 - Aqua Painters, 104430 - Stampin' Dimensionals, 151293 - Umbrella Builder Punch

**EMBELLISHMENTS**

124262 - Baker's Twine Solid Whisper White, 149498 - Sequin Assortment Woven Threads

**INSTRUCTIONS**



**TECHNIQUES:**

- Masking
- Stampin' Blends Coloring
- Watercolor Wash

**PAGE #:** 6

**CRAFTER LEVEL:** Casual

**CARD BASE SIZE:** Standard A2

**STAMPS**

151534 - Stamp Set Photopolymer Timeless Tulips

**PAPER**

100730 - Cardstock 8-1/2" X 11" Whisper White, 119793 - Card Stock 8-1/2" X 11" Poppy Parade, 150881 - Purple Posy 8-1/2" X 11" Cardstock

**INK**

102283 - Versamark Pad, 147050 - Classic Stampin' Pad Poppy Parade, 147087 - Classic Stampin' Pad Crushed Curry, 147090 - Classic Stampin' Pad Old Olive, 147099 - Classic Stampin' Pad Gorgeous Grape

**TOOLS**

104332 - Adhesive Snail Permanent, 104430 - Stampin' Dimensionals, 151295 - Tulip Builder Punch

**EMBELLISHMENTS**

109132 - Stampin' Emboss Powder White, 124262 - Baker's Twine Solid Whisper White, 146912 - Ribbon Tulle Polka Dot 5/8" (1.6 Cm) Whisper White

**INSTRUCTIONS**



**TECHNIQUES:**

- Heat Embossing

**PAGE #:** 6

**CRAFTER LEVEL:** Avid

**CARD BASE SIZE:** Standard A4

**STAMPS**

151571 - Stamp Set Cling Birthday Jubilee

**PAPER**

100730 - Cardstock 8-1/2" X 11" Whisper White, 146985 - Cardstock 8-1/2" X 11" Petal Pink, 149615 - Paper Designer Series 6" X 6" (15.2 X 15.2 Cm) Subtles

**INK**

132708 - Memento Ink Pad Tuxedo Black, 144045 - Stampin' Blends Combo Pack Calypso Coral, 146871 - Stampin' Blends Petal Pink Dark, 146876 - Stampin' Blends Granny Apple Green Light, 147907 - Stampin' Blends Cajun Craze Light, 149560 - Pretty Peacock Stampin' Blends Combo Pack

**TOOLS**

104332 - Adhesive Snail Permanent, 144108 - Stampin' Dimensionals Mini, 151576 - Jubilee Beauty Dies

**EMBELLISHMENTS**

151320 - Best Dressed Tassels, 151326 - Whisper White 1/4" (6.4 Mm) Crinkled Seam Binding Ribbon

**INSTRUCTIONS**



**TECHNIQUES:**

- Stampin' Blends Coloring
- Modifying Ribbon/Trim



**PAGE #:** 7

**CRAFTER LEVEL:** Avid

**CARD BASE SIZE:** Notecard

#### STAMPS

151666 - Stamp Set Photopolymer Dressed To Impress

#### PAPER

100730 - Cardstock 8-1/2" X 11" Whisper White, 131297 - Cardstock 8-1/2" X 11" Coastal Cabana, 146972 - Cardstock 8-1/2" X 11" Grapefruit Grove, 146985 - Cardstock 8-1/2" X 11" Petal Pink

#### INK

102283 - Versamark Pad, 147095 - Classic Stampin' Pad Granny Apple Green, 147096 - Classic Stampin' Pad Bermuda Bay, 147097 - Classic Stampin' Pad Coastal Cabana, 147142 - Classic Stampin' Pad Grapefruit Grove

#### TOOLS

104430 - Stampin' Dimensionals, 151665 - All Dressed Up Dies

#### EMBELLISHMENTS

109129 - Stampin' Emboss Powder Gold, 151154 - From My Heart Faceted Gems

#### INSTRUCTIONS



#### TECHNIQUES:

- Stamping off
- Heat Embossing

**PAGE #:** 7

**CRAFTER LEVEL:** Avid

**CARD BASE SIZE:** Standard A2

#### STAMPS

151622 - Stamp Set Cling By The Dock

#### PAPER

100730 - Cardstock 8-1/2" X 11" Whisper White, 101910 - Cardstock 8-1/2" X 11" Shimmery White, 150883 - Seaside Spray 8-1/2" X 11" Cardstock

#### INK

101406 - Stazon Pad Jet Black, 147090 - Classic Stampin' Pad Old Olive, 147095 - Classic Stampin' Pad Granny Apple Green, 147111 - Classic Stampin' Pad Mossy Meadow, 147115 - Classic Stampin' Pad Soft Suede, 147117 - Classic Stampin' Pad Sahara Sand, 150085 - Seaside Spray Classic Stampin' Pad

#### TOOLS

103954 - Aqua Painters, 133773 - Sponge Daubers, 144108 - Stampin' Dimensionals Mini, 151618 - Dockside Dies

#### EMBELLISHMENTS

149707 - Seaside Spray 1/2" (1.3 Cm) Scalloped Linen Ribbon

#### INSTRUCTIONS

I used the sponge dauber to create depth under the dock and the aqua painter to color all the other pieces.



#### TECHNIQUES:

- Watercoloring
- Modifying Ribbon/Trim



**PAGE #:** 7

**CRAFTER LEVEL:** Avid

**CARD BASE SIZE:** Square 4"

### STAMPS

146842 - Stamp Set Photopolymer Beautiful Promenade, 151610 - Stamp Set Photopolymer Mountain Air

### PAPER

100867 - Cardstock 8-1/2" X 11" Night Of Navy, 121045 - Cardstock 8-1/2" X 11" Basic Black, 140272 - Cardstock 8-1/2" X 11" Whisper White Thick, 146982 - Cardstock 8-1/2" X 11" Balmy Blue

### INK

102283 - Versamark Pad, 147052 - Classic Stampin' Pad Flirty Flamingo, 147091 - Classic Stampin' Pad Rich Razzleberry, 147098 - Classic Stampin' Pad Pacific Point, 147099 - Classic Stampin' Pad Gorgeous Grape, 147110 - Classic Stampin' Pad Night Of Navy, 147277 - Uninked Stampin' Pad & Whisper White Refill

### TOOLS

104430 - Stampin' Dimensionals, 119868 - Punch Circle 1" (2,5 Cm), 133773 - Sponge Daubers, 151608 - Majestic Mountain Dies

### EMBELLISHMENTS

109131 - Stampin' Emboss Powder Silver, 149511 - Stampin' Emboss Powder Shimmer White, 149512 - Stampin' Emboss Powder Shimmer Black, 150443 - Snowflake Sequins

### INSTRUCTIONS



### TECHNIQUES:

- Spritzing
- Sponging
- Splattering
- Heat Embossing

**PAGE #:** 8

**CRAFTER LEVEL:** Casual

**CARD BASE SIZE:**

### STAMPS

151417 - Stamp Set Photopolymer Heartfelt

### PAPER

100730 - Cardstock 8-1/2" X 11" Whisper White, 151190 - Heart Foil Tins

### INK

147084 - Classic Stampin' Pad Real Red

### TOOLS

151292 - Heart Punch Pack

### EMBELLISHMENTS

146912 - Ribbon Tulle Polka Dot 5/8" (1.6 Cm) Whisper White, 149445 - Library Clips Mini

### INSTRUCTIONS



### TECHNIQUES:

- Other

**PAGE #:** 8

**CRAFTER LEVEL:** Avid

**CARD BASE SIZE:**

**STAMPS**

151417 - Stamp Set Photopolymer Heartfelt

**PAPER**

151190 - Heart Foil Tins, 151191 - Heart Doilies

**INK**

102283 - Versamark Pad, 144608 - Stampin' Blends Color Lifter, 147278 - Stampin' Blends Combo Pack Flirty Flamingo

**TOOLS**

103579 - Scissors Paper Snips, 104430 - Stampin' Dimensionals, 110755 - Glue Liquid Multipurpose, 144107 - Take Your Pick

**EMBELLISHMENTS**

109132 - Stampin' Emboss Powder White, 144213 - Ribbon Metallic Edge 3/8" (1 Cm) Silver, 151154 - From My Heart Faceted Gems

**INSTRUCTIONS**

Flip Doily over and color Flirty Flamingo Stampin' Blends on the back. Heat emboss the sentiment onto a second doily and fussy cut out the heart.



**TECHNIQUES:**

- Stampin' Blends Coloring
- Heat Embossing

**PAGE #:** 8

**CRAFTER LEVEL:** Avid

**CARD BASE SIZE:**

**STAMPS**

151417 - Stamp Set Photopolymer Heartfelt

**PAPER**

100730 - Cardstock 8-1/2" X 11" Whisper White, 146957 - Paper Glimmer Sparkle, 151189 - From My Heart Specialty Designer Series Paper, 151190 - Heart Foil Tins, 151191 - Heart Doilies

**INK**

147934 - Stampin' Blends Real Red Dark, 149165 - Classic Stampin' Pad Basic Gray

**TOOLS**

103579 - Scissors Paper Snips, 104430 - Stampin' Dimensionals, 138995 - Adhesive Tear & Tape

**EMBELLISHMENTS**

148583 - Epoxy Droplets Heart, 151155 - Real Red 3/8" (1 Cm) Double-Stitched Satin Ribbon

**INSTRUCTIONS**



**TECHNIQUES:**

- Modifying Paper Basics
- Modifying Embellishments

**PAGE #:** 8      **CRAFTER LEVEL:** Artfully Avid      **CARD BASE SIZE:**

**STAMPS**

151417 - Stamp Set Photopolymer Heartfelt

**PAPER**

100730 - Cardstock 8-1/2" X 11" Whisper White, 151189 - From My Heart Specialty Designer Series Paper, 151191 - Heart Doilies

**INK**

102283 - Versamark Pad, 147084 - Classic Stampin' Pad Real Red

**TOOLS**

103579 - Scissors Paper Snips, 104430 - Stampin' Dimensionals, 110755 - Glue Liquid Multipurpose, 138995 - Adhesive Tear & Tape, 152323 - Stitched Shapes Dies

**EMBELLISHMENTS**

109131 - Stampin' Emboss Powder Silver, 124262 - Baker's Twine Solid Whisper White, 151155 - Real Red 3/8" (1 Cm) Double-Stitched Satin Ribbon

**INSTRUCTIONS**

Stamp the small heart over the small hearts on the DSP. Use washi tape to mask part of the doily, apply the Versamark pad directly to the part of the doily you want embossed. Add embossing powder and heat set.



**TECHNIQUES:**

- Stamping on DSP
- Heat Embossing

**PAGE #:** 8      **CRAFTER LEVEL:** Avid      **CARD BASE SIZE:**

**STAMPS**

151417 - Stamp Set Photopolymer Heartfelt

**PAPER**

100730 - Cardstock 8-1/2" X 11" Whisper White, 141704 - Bags Cellophane Gusseted 3" X 6" (7.6 X 15.2 Cm), 151189 - From My Heart Specialty Designer Series Paper

**INK**

149165 - Classic Stampin' Pad Basic Gray

**TOOLS**

103579 - Scissors Paper Snips, 104430 - Stampin' Dimensionals, 110755 - Glue Liquid Multipurpose, 138995 - Adhesive Tear & Tape, 151292 - Heart Punch Pack

**EMBELLISHMENTS**

151154 - From My Heart Faceted Gems, 151155 - Real Red 3/8" (1 Cm) Double-Stitched Satin Ribbon

**INSTRUCTIONS**

Punch the scalloped heart out of the sheet of DSP with the scalloped hearts. Punch the non-scalloped heart from the other sheet of DSP with the designed hearts.



**TECHNIQUES:**

- Fussy cutting

**PAGE #:** 8

**CRAFTER LEVEL:** Avid

**CARD BASE SIZE:** Notecard

**STAMPS**

151417 - Stamp Set Photopolymer Heartfelt

**PAPER**

100730 - Cardstock 8-1/2" X 11" Whisper White, 131198 - Cardstock 8-1/2" X 11" Blushing Bride, 151189 - From My Heart Specialty Designer Series Paper

**INK**

147084 - Classic Stampin' Pad Real Red

**TOOLS**

104331 - Adhesive Refill Snail Permanent, 104430 - Stampin' Dimensionals, 110755 - Glue Liquid Multipurpose, 151292 - Heart Punch Pack

**EMBELLISHMENTS**

138402 - Thread Metallic Silver, 151154 - From My Heart Faceted Gems, 151155 - Real Red 3/8" (1 Cm) Double-Stitched Satin Ribbon

**INSTRUCTIONS**



**TECHNIQUES:**

- Other

**PAGE #:** 8

**CRAFTER LEVEL:** Artfully Avid

**CARD BASE SIZE:** Standard A2

**STAMPS**

151417 - Stamp Set Photopolymer Heartfelt

**PAPER**

100730 - Cardstock 8-1/2" X 11" Whisper White, 102482 - Cardstock 8-1/2" X 11" Real Red, 141416 - Cardstock 8-1/2" X 11" Flirty Flamingo, 151189 - From My Heart Specialty Designer Series Paper

**INK**

102283 - Versamark Pad, 147032 - Stampin' Blends Flirty Flamingo Dark, 147052 - Classic Stampin' Pad Flirty Flamingo, 147084 - Classic Stampin' Pad Real Red, 147113 - Classic Stampin' Pad Smoky Slate

**TOOLS**

103579 - Scissors Paper Snips, 104331 - Adhesive Refill Snail Permanent, 104430 - Stampin' Dimensionals, 110755 - Glue Liquid Multipurpose, 151292 - Heart Punch Pack

**EMBELLISHMENTS**

109132 - Stampin' Emboss Powder White, 144213 - Ribbon Metallic Edge 3/8" (1 Cm) Silver, 151154 - From My Heart Faceted Gems

**INSTRUCTIONS**



**TECHNIQUES:**

- Modifying Ribbon/Trim
- Heat Embossing
- Fussy cutting

**PAGE #:** 8

**CRAFTER LEVEL:** Artfully Avid

**CARD BASE SIZE:** Standard A2

### STAMPS

151417 - Stamp Set Photopolymer Heartfelt

### PAPER

100730 - Cardstock 8-1/2" X 11" Whisper White, 131198 - Cardstock 8-1/2" X 11" Blushing Bride, 149612 - Paper Watercolor Fluid 100, 151189 - From My Heart Specialty Designer Series Paper

### INK

145054 - Stampin' Blends Smoky Slate Light, 147084 - Classic Stampin' Pad Real Red, 149165 - Classic Stampin' Pad Basic Gray

### TOOLS

104331 - Adhesive Refill Snail Permanent, 104430 - Stampin' Dimensionals, 126185 - Stampin' Spritzer, 149693 - Stamparatus Plates (Imperial), 151292 - Heart Punch Pack, 151820 - Stitched Rectangles Dies

### EMBELLISHMENTS

124262 - Baker's Twine Solid Whisper White, 144220 - Basic Rhinestone Jewels



### TECHNIQUES:

- Watercoloring

### INSTRUCTIONS

card base size is 4 x 7

to make the leaves, stamp the dashed heart image overlapping, color in with Blends then fussy cut or punch one heart, insert back into the punch and punch again.

To create watercolored hearts, ink the Stamparatus plate with the Red ink pad and spritz with water. Place the watercolor card stock face down onto the inked surface then lift and heat set. Place the card stock onto the plate again, heat set and repeat until all of the ink has been picked up off of the plate.

**PAGE #:** 10

**CRAFTER LEVEL:** Avid

**CARD BASE SIZE:**

### STAMPS

151417 - Stamp Set Photopolymer Heartfelt

### PAPER

100730 - Cardstock 8-1/2" X 11" Whisper White, 151189 - From My Heart Specialty Designer Series Paper, 151190 - Heart Foil Tins

### INK

147084 - Classic Stampin' Pad Real Red

### TOOLS

110755 - Glue Liquid Multipurpose, 122334 - Simply Scored Scoring Tool, 138292 - Punch Triple Banner, 144107 - Take Your Pick, 151292 - Heart Punch Pack

### EMBELLISHMENTS

124262 - Baker's Twine Solid Whisper White, 151154 - From My Heart Faceted Gems



### TECHNIQUES:

- Modifying Paper Basics

### INSTRUCTIONS

Use the Take Your Pick Tool to pierce holes in the sides of the heart tin

**PAGE #:** 10

**CRAFTER LEVEL:** Casual

**CARD BASE SIZE:**

**STAMPS**

151417 - Stamp Set Photopolymer Heartfelt

**PAPER**

100730 - Cardstock 8-1/2" X 11" Whisper White, 151189 - From My Heart Specialty Designer Series Paper, 151191 - Heart Doilies

**INK**

147084 - Classic Stampin' Pad Real Red, 147100 - Classic Stampin' Pad Blushing Bride

**TOOLS**

104430 - Stampin' Dimensionals, 119869 - Punch Circle 1/2" (1,3 Cm), 138995 - Adhesive Tear & Tape

**EMBELLISHMENTS**

151155 - Real Red 3/8" (1 Cm) Double-Stitched Satin Ribbon

**INSTRUCTIONS**



**TECHNIQUES:**

- Stamping off

**PAGE #:** 10

**CRAFTER LEVEL:** Avid

**CARD BASE SIZE:**

**STAMPS**

151417 - Stamp Set Photopolymer Heartfelt

**PAPER**

100730 - Cardstock 8-1/2" X 11" Whisper White, 151189 - From My Heart Specialty Designer Series Paper

**INK**

147052 - Classic Stampin' Pad Flirty Flamingo, 147084 - Classic Stampin' Pad Real Red

**TOOLS**

103579 - Scissors Paper Snips, 104430 - Stampin' Dimensionals, 110755 - Glue Liquid Multipurpose, 151772 - Layering Squares Dies, 152323 - Stitched Shapes Dies

**EMBELLISHMENTS**

124262 - Baker's Twine Solid Whisper White

**INSTRUCTIONS**

use the chipboard backing from the DSP behind the layers of DSP and card stock to create depth in the framed elements.



**TECHNIQUES:**

- Fussy cutting



**PAGE #:** 10

**CRAFTER LEVEL:** Avid

**CARD BASE SIZE:** Standard A2

**STAMPS**

151417 - Stamp Set Photopolymer Heartfelt

**PAPER**

100730 - Cardstock 8-1/2" X 11" Whisper White, 146960 - Paper Glimmer Silver

**INK**

147084 - Classic Stampin' Pad Real Red, 147100 - Classic Stampin' Pad Blushing Bride, 147113 - Classic Stampin' Pad Smoky Slate

**TOOLS**

104430 - Stampin' Dimensionals, 110755 - Glue Liquid Multipurpose, 151292 - Heart Punch Pack

**EMBELLISHMENTS**

151154 - From My Heart Faceted Gems

**INSTRUCTIONS**



**TECHNIQUES:**

- Stamping off

**PAGE #:** 10

**CRAFTER LEVEL:** Casual

**CARD BASE SIZE:** Square 3"

**STAMPS**

151417 - Stamp Set Photopolymer Heartfelt

**PAPER**

100730 - Cardstock 8-1/2" X 11" Whisper White, 151191 - Heart Doilies

**INK**

131157 - Classic Stampin' Ink Refill Blushing Bride, 147084 - Classic Stampin' Pad Real Red

**TOOLS**

103579 - Scissors Paper Snips, 104430 - Stampin' Dimensionals, 126185 - Stampin' Spritzer

**INSTRUCTIONS**

Use washi tape to tape the doily face down onto the card base. Spritz with Blushing Bride ink to color the card base. Remove the doily, stamp the sentiment then fussy cut out the center heart.



**TECHNIQUES:**

- Spritzing



**PAGE #:** 10

**CRAFTER LEVEL:** Avid

**CARD BASE SIZE:**

**STAMPS**

151417 - Stamp Set Photopolymer Heartfelt

**PAPER**

151189 - From My Heart Specialty Designer Series Paper

**INK**

102283 - Versamark Pad

**TOOLS**

103579 - Scissors Paper Snips, 104430 - Stampin' Dimensionals

**EMBELLISHMENTS**

109131 - Stampin' Emboss Powder Silver, 109132 - Stampin' Emboss Powder White, 151155 - Real Red 3/8" (1 Cm) Double-Stitched Satin Ribbon

**INSTRUCTIONS**

Coat full doily in Versamark and heat set silver embossing powder.

For the sentiment, stamp in versa mark onto the doily, heat set white embossing powder. Fussy cut the center heart, then roll any unembossed edges onto the Versamark pad and add more white embossing powder and heat set.

Ribbon - cut one side off of the ribbon and pull the threads



**TECHNIQUES:**

- Modifying Ribbon/Trim
- Heat Embossing
- Fussy cutting

**PAGE #:** 11

**CRAFTER LEVEL:** Casual

**CARD BASE SIZE:** Standard A2

**STAMPS**

151670 - Stamp Set Cling Thanks For The Laughs

**PAPER**

100730 - Cardstock 8-1/2" X 11" Whisper White, 146982 - Cardstock 8-1/2" X 11" Balmy Blue, 149613 - Paper Designer Series 6" X 6" (15.2 X 15.2 Cm) Brights, 150881 - Purple Posy 8-1/2" X 11" Cardstock

**INK**

132708 - Memento Ink Pad Tuxedo Black, 144036 - Stampin' Blends Night Of Navy Light, 144585 - Stampin' Blends Daffodil Delight Dark, 144606 - Stampin' Blends Ivory, 144607 - Stampin' Blends Bronze, 146875 - Stampin' Blends Soft Suede Dark, 146876 - Stampin' Blends Granny Apple Green Light, 147281 - Stampin' Blends Combo Pack Lovely Lipstick, 147940 - Stampin' Blends Basic Black Light, 147944 - Stampin' Blends Mango Melody Dark, 149535 - Stampin' Blends Marker Gray Granite Light, 149565 - Stampin' Blends Marker Purple Posy Dark, 149569 - Seaside Spray Stampin' Blends Combo Pack

**TOOLS**

104430 - Stampin' Dimensionals, 110755 - Glue Liquid Multipurpose

**EMBELLISHMENTS**

144212 - Sequin Assortment Iridescent, 149498 - Sequin Assortment Woven Threads

**INSTRUCTIONS**



**TECHNIQUES:**

- Stampin' Blends Coloring



**PAGE #:** 11      **CRAFTER LEVEL:** Artfully Avid      **CARD BASE SIZE:** Standard A2

#### STAMPS

151643 - Stamp Set Photopolymer Special Someone, 151670 - Stamp Set Cling Thanks For The Laughs

#### PAPER

132178 - Foil Sheets Silver, 140272 - Cardstock 8-1/2" X 11" Whisper White Thick, 146982 - Cardstock 8-1/2" X 11" Balmy Blue, 151252 - Tropical Oasis Designer Series Paper

#### INK

141979 - Embossing Paste White, 147105 - Classic Stampin' Pad Balmy Blue, 147113 - Classic Stampin' Pad Smoky Slate, 147114 - Classic Stampin' Pad Early Espresso, 147116 - Classic Stampin' Pad Crumb Cake, 147117 - Classic Stampin' Pad Sahara Sand, 149165 - Classic Stampin' Pad Basic Gray, 151508 - Saddle Brown Stazon Ink Pad

#### TOOLS

104430 - Stampin' Dimensionals, 110755 - Glue Liquid Multipurpose, 138309 - Glue Pen Fine-Tip, 144103 - Decorative Masks Pattern Party

#### EMBELLISHMENTS

151154 - From My Heart Faceted Gems

#### INSTRUCTIONS

Stamp both mouse and squirrel onto Thick Whisper White panel, leaving some room to create the ground. Inside of squirrel is stamped off Crumb Cake. Stamp both mouse and squirrel onto thin scratch paper. Fussy cut out and layer both over stamped squirrel and mouse. It helps if you cut the mask slightly smaller so that when ink blending, white outline around images is not as noticeable. With masks in place, use Sponge Daubers to blend Sahara Sand for the ground and Balmy Blue for the sky. This takes a little bit of time, so it's best to go slow. Embossing paste and masks were used to create the clouds.



#### TECHNIQUES:

- Sponging
- Masking
- Embossing Paste
- Fussy cutting

**PAGE #:** 11      **CRAFTER LEVEL:** Artfully Avid      **CARD BASE SIZE:** Notecard

#### STAMPS

151497 - Stamp Set Cling Timeless Tropical, 151670 - Stamp Set Cling Thanks For The Laughs

#### PAPER

101650 - Cardstock 8-1/2" X 11" Very Vanilla, 105118 - Cardstock 8-1/2" X 11" So Saffron, 120953 - Cardstock 8-1/2" X 11" Crumb Cake, 146972 - Cardstock 8-1/2" X 11" Grapefruit Grove, 150880 - Pretty Peacock 8-1/2" X 11" Cardstock

#### INK

101780 - Craft Stampin' Ink Refill Whisper White, 102283 - Versamark Pad, 115663 - Classic Stampin' Ink Refill Soft Suede, 141709 - Watercolor Pencils, 149014 - Watercolor Pencils Assortment 2, 150090 - Pretty Peacock Classic Stampin' Ink Refill

#### TOOLS

103954 - Aqua Painters, 151503 - Coastal Weave 3D Embossing Folder, 151605 - Painted Labels Dies

#### EMBELLISHMENTS

109132 - Stampin' Emboss Powder White, 124262 - Baker's Twine Solid Whisper White, 147808 - 3/16" (4.8 Mm) Braided Linen Trim, 149498 - Sequin Assortment Woven Threads

#### INSTRUCTIONS

Stamp palm trees twice, in Saddle Brown Stazon ink. Use Crushed Curry watercolor pencil to color trunks, shade as needed. Color palm leaves with Garden Green watercolor pencil. Go over top with Bermuda Bay watercolor pencil and then over that with Granny Apple Green watercolor pencil. Add small amount of White Craft re-inker onto non-porous surface and use Aquapainter to pick up ink. Push brush end against lid and face towards card panel. Flick brush end against inside of lid. Do this with Soft Suede and Pretty Peacock re-inkers as well. Spritz Soft Saffron yardstick with water and dry emboss with embossing folder. Cut two pieces of braided linen trim and undo ends.



#### TECHNIQUES:

- Splattering
- Modifying Ribbon/Trim
- Watercolor Pencils Coloring

**PAGE #:** 12      **CRAFTER LEVEL:** Artfully Avid      **CARD BASE SIZE:** Standard A2

#### STAMPS

151513 - Stamp Set Photopolymer Grace's Garden

#### PAPER

120953 - Cardstock 8-1/2" X 11" Crumb Cake, 131201 - Cardstock 8-1/2" X 11" Pear Pizzazz, 149612 - Paper Watercolor Fluid 100, 151319 - Best Dressed Designer Series Paper

#### INK

147050 - Classic Stampin' Pad Poppy Parade, 147086 - Classic Stampin' Pad Pumpkin Pie, 147089 - Classic Stampin' Pad Garden Green, 147093 - Classic Stampin' Pad Mango Melody, 147094 - Classic Stampin' Pad Daffodil Delight, 147095 - Classic Stampin' Pad Granny Apple Green, 147098 - Classic Stampin' Pad Pacific Point, 147099 - Classic Stampin' Pad Gorgeous Grape, 147103 - Classic Stampin' Pad Highland Heather, 147104 - Classic Stampin' Pad Pear Pizzazz, 147105 - Classic Stampin' Pad Balmy Blue, 147114 - Classic Stampin' Pad Early Espresso, 147117 - Classic Stampin' Pad Sahara Sand, 147277 - Uninked Stampin' Pad & Whisper White Refill, 150086 - Terracotta Tile Classic Stampin' Pad

#### TOOLS

103954 - Aqua Painters, 104332 - Adhesive Snail Permanent, 104430 - Stampin' Dimensionals, 138309 - Glue Pen Fine-Tip, 151512 - Garden Gateway Dies, 151820 - Stitched Rectangles Dies

#### EMBELLISHMENTS

144219 - Basic Pearl Jewels

#### INSTRUCTIONS



#### TECHNIQUES:

- No Line Watercolor
- Watercolor Wash
- Distressing

**PAGE #:** 12      **CRAFTER LEVEL:** Avid      **CARD BASE SIZE:**

#### STAMPS

151513 - Stamp Set Photopolymer Grace's Garden

#### PAPER

121045 - Cardstock 8-1/2" X 11" Basic Black, 146988 - Cardstock 8-1/2" X 11" Soft Sea Foam, 149484 - Magnolia Lane Designer Series Paper, 149492 - Mini Shipping Boxes, 149612 - Paper Watercolor Fluid 100

#### INK

102283 - Versamark Pad, 147091 - Classic Stampin' Pad Rich Razzleberry, 147095 - Classic Stampin' Pad Granny Apple Green, 147099 - Classic Stampin' Pad Gorgeous Grape, 150085 - Seaside Spray Classic Stampin' Pad

#### TOOLS

103083 - Embossing Buddy, 103954 - Aqua Painters, 104332 - Adhesive Snail Permanent, 104430 - Stampin' Dimensionals, 151512 - Garden Gateway Dies, 151605 - Painted Labels Dies

#### EMBELLISHMENTS

149485 - Magnolia Lane Ribbon Combo Pack, 149594 - Bird Ballad Trinkets



#### TECHNIQUES:

- Watercoloring
- Heat Embossing

#### INSTRUCTIONS



**PAGE #:** 12

**CRAFTER LEVEL:** Casual

**CARD BASE SIZE:** Notecard

**STAMPS**

151513 - Stamp Set Photopolymer Grace's Garden

**PAPER**

100730 - Cardstock 8-1/2" X 11" Whisper White, 146972 - Cardstock 8-1/2" X 11" Grapefruit Grove

**INK**

141709 - Watercolor Pencils, 147115 - Classic Stampin' Pad Soft Suede, 149014 - Watercolor Pencils Assortment 2, 150086 - Terracotta Tile Classic Stampin' Pad

**TOOLS**

102845 - Blender Pens, 104430 - Stampin' Dimensionals, 119868 - Punch Circle 1" (2,5 Cm)



**INSTRUCTIONS**

**TECHNIQUES:**

- Watercolor Pencils Coloring

**PAGE #:** 12

**CRAFTER LEVEL:** Artfully Avid

**CARD BASE SIZE:** Standard A2

**STAMPS**

151513 - Stamp Set Photopolymer Grace's Garden

**PAPER**

121043 - Cardstock 8-1/2" X 11" Sahara Sand, 140272 - Cardstock 8-1/2" X 11" Whisper White Thick, 146990 - Cardstock 8-1/2" X 11" Granny Apple Green

**INK**

132708 - Memento Ink Pad Tuxedo Black, 144042 - Stampin' Blends Calypso Coral Light, 144574 - Stampin' Blends Old Olive Light, 144584 - Stampin' Blends Rich Razzleberry Light, 144585 - Stampin' Blends Daffodil Delight Dark, 147091 - Classic Stampin' Pad Rich Razzleberry, 147099 - Classic Stampin' Pad Gorgeous Grape, 147117 - Classic Stampin' Pad Sahara Sand, 147272 - Stampin' Blends Combo Pack Petal Pink, 147274 - Stampin' Blends Combo Pack Granny Apple Green, 147276 - Stampin' Blends Combo Pack Highland Heather, 147277 - Uninked Stampin' Pad & Whisper White Refill, 147278 - Stampin' Blends Combo Pack Flirty Flamingo, 148058 - Stampin' Blends Soft Sea Foam Dark, 148540 - Stampin' Blends Balmy Blue Light, 149557 - So Saffron Stampin' Blends Combo Pack, 149565 - Stampin' Blends Marker Purple Posy Dark, 149570 - Stampin' Blends Marker Rococo Rose Light

**TOOLS**

104332 - Adhesive Snail Permanent, 104430 - Stampin' Dimensionals, 149643 - Embossing Folder 3D Brick & Mortar, 151512 - Garden Gateway Dies



**TECHNIQUES:**

- Sponging
- Distressing
- Emboss Resist
- Stampin' Blends Coloring

**INSTRUCTIONS**

Cut .5" off top of card.

**PAGE #:** 12

**CRAFTER LEVEL:** Avid

**CARD BASE SIZE:** Standard A4

**STAMPS**

151427 - Stamp Set Photopolymer Heart To Heart

**PAPER**

121043 - Cardstock 8-1/2" X 11" Sahara Sand, 122924 - Cardstock 8-1/2" X 11" Pool Party, 131297 - Cardstock 8-1/2" X 11" Coastal Cabana, 140272 - Cardstock 8-1/2" X 11" Whisper White Thick, 146972 - Cardstock 8-1/2" X 11" Grapefruit Grove, 146985 - Cardstock 8-1/2" X 11" Petal Pink, 149497 - Paper Designer Series Woven Threads

**INK**

147096 - Classic Stampin' Pad Bermuda Bay, 147117 - Classic Stampin' Pad Sahara Sand

**TOOLS**

104332 - Adhesive Snail Permanent, 144108 - Stampin' Dimensionals Mini, 150076 - Punch Story Label, 151440 - Detailed Hearts Die

**EMBELLISHMENTS**

150457 - Holiday Rhinestone Basic Jewels

**INSTRUCTIONS**



**TECHNIQUES:**

- Stamping off

**PAGE #:** 12

**CRAFTER LEVEL:** Casual

**CARD BASE SIZE:**

**STAMPS**

151427 - Stamp Set Photopolymer Heart To Heart

**PAPER**

140272 - Cardstock 8-1/2" X 11" Whisper White Thick, 144645 - Mini Pizza Boxes, 149481 - Come Sail Away Designer Series Paper, 150884 - Terracotta Tile 8-1/2" X 11" Cardstock

**INK**

147050 - Classic Stampin' Pad Poppy Parade, 147094 - Classic Stampin' Pad Daffodil Delight, 147110 - Classic Stampin' Pad Night Of Navy

**TOOLS**

104332 - Adhesive Snail Permanent, 104430 - Stampin' Dimensionals, 150076 - Punch Story Label

**EMBELLISHMENTS**

151318 - Country Club Twine Combo Pack

**INSTRUCTIONS**



**TECHNIQUES:**

- Other

**PAGE #:** 12

**CRAFTER LEVEL:** Avid

**CARD BASE SIZE:** Notecard

**STAMPS**

151427 - Stamp Set Photopolymer Heart To Heart

**PAPER**

120953 - Cardstock 8-1/2" X 11" Crumb Cake, 140272 - Cardstock 8-1/2" X 11" Whisper White Thick, 151319 - Best Dressed Designer Series Paper

**INK**

105229 - Classic Stampin' Ink Refill Pumpkin Pie, 141402 - Classic Stampin' Ink Refill Flirty Flamingo, 147116 - Classic Stampin' Pad Crumb Cake, 147162 - Classic Stampin' Ink Refill Mango Melody, 147179 - Classic Stampin' Ink Refill Lovely Lipstick

**TOOLS**

104332 - Adhesive Snail Permanent, 126185 - Stampin' Spritzer, 144108 - Stampin' Dimensionals Mini, 151440 - Detailed Hearts Die, 151772 - Layering Squares Dies

**EMBELLISHMENTS**

142314 - Window Sheets, 151154 - From My Heart Faceted Gems

**INSTRUCTIONS**

Spritz die negatives with refills.



**TECHNIQUES:**

- Spritzing
- Other

**PAGE #:** 12

**CRAFTER LEVEL:** Avid

**CARD BASE SIZE:** Standard A2

**STAMPS**

151427 - Stamp Set Photopolymer Heart To Heart

**PAPER**

101856 - Cardstock Vellum 8-1/2" X 11", 115316 - Cardstock 8-1/2" X 11" Rich Razzleberry, 140272 - Cardstock 8-1/2" X 11" Whisper White Thick

**INK**

102283 - Versamark Pad, 147091 - Classic Stampin' Pad Rich Razzleberry, 147093 - Classic Stampin' Pad Mango Melody, 147094 - Classic Stampin' Pad Daffodil Delight, 147101 - Classic Stampin' Pad Calypso Coral

**TOOLS**

104332 - Adhesive Snail Permanent, 133773 - Sponge Daubers, 144108 - Stampin' Dimensionals Mini, 151440 - Detailed Hearts Die, 151811 - Corrugated 3D Embossing Folder, 151820 - Stitched Rectangles Dies

**EMBELLISHMENTS**

109132 - Stampin' Emboss Powder White

**INSTRUCTIONS**



**TECHNIQUES:**

- Sponging
- Heat Embossing



**PAGE #:** 12      **CRAFTER LEVEL:** Artfully Avid      **CARD BASE SIZE:** Standard A2

#### STAMPS

151427 - Stamp Set Photopolymer Heart To Heart

#### PAPER

121045 - Cardstock 8-1/2" X 11" Basic Black, 140272 - Cardstock 8-1/2" X 11" Whisper White Thick, 150883 - Seaside Spray 8-1/2" X 11" Cardstock, 151327 - Peaceful Poppies Elements

#### INK

102283 - Versamark Pad, 147050 - Classic Stampin' Pad Poppy Parade, 147052 - Classic Stampin' Pad Flirty Flamingo, 147094 - Classic Stampin' Pad Daffodil Delight, 147098 - Classic Stampin' Pad Pacific Point, 147109 - Classic Stampin' Pad So Saffron

#### TOOLS

104332 - Adhesive Snail Permanent, 104430 - Stampin' Dimensionals

#### EMBELLISHMENTS

109132 - Stampin' Emboss Powder White, 124262 - Baker's Twine Solid Whisper White

#### INSTRUCTIONS



#### TECHNIQUES:

- Fussy cutting
- Create your own DSP
- Modifying Punch/Dies

**PAGE #:** 14      **CRAFTER LEVEL:** Casual      **CARD BASE SIZE:** Square 3"

#### STAMPS

151466 - Stamp Set Cling Parisian Beauty

#### PAPER

100730 - Cardstock 8-1/2" X 11" Whisper White, 119685 - Cardstock 8-1/2" X 11" Cherry Cobbler, 121045 - Cardstock 8-1/2" X 11" Basic Black, 151192 - Parisian Blossoms Specialty Designer Series Paper

#### INK

147083 - Classic Stampin' Pad Cherry Cobbler

#### TOOLS

104332 - Adhesive Snail Permanent, 104430 - Stampin' Dimensionals, 151292 - Heart Punch Pack, 151463 - Parisian Dies

#### EMBELLISHMENTS

151193 - Champagne Rhinestone Basic Jewels, 151194 - Petal Pink 1/4" (6.4 Mm) Metallic-Edge Ribbon

#### INSTRUCTIONS



#### TECHNIQUES:

- Other



**PAGE #:** 14      **CRAFTER LEVEL:** Artfully Avid      **CARD BASE SIZE:** Standard A2

#### STAMPS

151457 - Stamp Set Cling Forever Blossoms, 151466 - Stamp Set Cling Parisian Beauty

#### PAPER

100730 - Cardstock 8-1/2" X 11" Whisper White, 119685 - Cardstock 8-1/2" X 11" Cherry Cobbler, 121043 - Cardstock 8-1/2" X 11" Sahara Sand, 151192 - Parisian Blossoms Specialty Designer Series Paper

#### INK

101406 - Stazon Pad Jet Black, 101780 - Craft Stampin' Ink Refill Whisper White, 102283 - Versamark Pad, 115663 - Classic Stampin' Ink Refill Soft Suede, 131160 - Classic Stampin' Ink Refill Pear Pizzazz, 147117 - Classic Stampin' Pad Sahara Sand, 147169 - Classic Stampin' Ink Refill Petal Pink

#### TOOLS

103683 - Mini Glue Dots, 103954 - Aqua Painters, 104430 - Stampin' Dimensionals, 133773 - Sponge Daubers, 151456 - Cherry Blossoms Dies, 151463 - Parisian Dies, 151474 - Parisian Flourish 3D Embossing Folder, 151771 - Layering Ovals Dies

#### EMBELLISHMENTS

149511 - Stampin' Emboss Powder Shimmer White

#### INSTRUCTIONS



#### TECHNIQUES:

- Watercoloring
- Sponging

**PAGE #:** 14      **CRAFTER LEVEL:** Avid      **CARD BASE SIZE:** Notecard

#### STAMPS

151457 - Stamp Set Cling Forever Blossoms

#### PAPER

100730 - Cardstock 8-1/2" X 11" Whisper White, 101856 - Cardstock Vellum 8-1/2" X 11", 121043 - Cardstock 8-1/2" X 11" Sahara Sand, 121045 - Cardstock 8-1/2" X 11" Basic Black, 144748 - Foil Sheets Champagne, 149101 - Perennial Essence 12" X 12" (30.5X 30.5 Cm) Vellum Cardstock, 151192 - Parisian Blossoms Specialty Designer Series Paper

#### INK

101406 - Stazon Pad Jet Black

#### TOOLS

103683 - Mini Glue Dots, 104430 - Stampin' Dimensionals, 149638 - Stitched Nested Labels Dies, 151456 - Cherry Blossoms Dies, 151463 - Parisian Dies

#### EMBELLISHMENTS

151194 - Petal Pink 1/4" (6.4 Mm) Metallic-Edge Ribbon

#### INSTRUCTIONS



#### TECHNIQUES:

- Other

**PAGE #:** 14      **CRAFTER LEVEL:** Artfully Avid      **CARD BASE SIZE:** Standard A2

#### STAMPS

151457 - Stamp Set Cling Forever Blossoms, 151466 - Stamp Set Cling Parisian Beauty

#### PAPER

100730 - Cardstock 8-1/2" X 11" Whisper White, 121045 - Cardstock 8-1/2" X 11" Basic Black, 146985 - Cardstock 8-1/2" X 11" Petal Pink, 151192 - Parisian Blossoms Specialty Designer Series Paper

#### INK

101406 - Stazon Pad Jet Black, 144597 - Stampin' Blends Combo Pack Old Olive, 146874 - Stampin' Blends Soft Suede Light, 147108 - Classic Stampin' Pad Petal Pink, 147113 - Classic Stampin' Pad Smoky Slate, 147117 - Classic Stampin' Pad Sahara Sand, 147272 - Stampin' Blends Combo Pack Petal Pink

#### TOOLS

103683 - Mini Glue Dots, 144108 - Stampin' Dimensionals Mini, 151456 - Cherry Blossoms Dies, 151463 - Parisian Dies

#### EMBELLISHMENTS

151193 - Champagne Rhinestone Basic Jewels, 151194 - Petal Pink 1/4" (6.4 Mm) Metallic-Edge Ribbon

#### INSTRUCTIONS



#### TECHNIQUES:

- Stampin' Blends Coloring

**PAGE #:** 14      **CRAFTER LEVEL:** Avid      **CARD BASE SIZE:** Notecard

#### STAMPS

151457 - Stamp Set Cling Forever Blossoms, 151466 - Stamp Set Cling Parisian Beauty

#### PAPER

100730 - Cardstock 8-1/2" X 11" Whisper White, 119685 - Cardstock 8-1/2" X 11" Cherry Cobbler, 122924 - Cardstock 8-1/2" X 11" Pool Party, 146985 - Cardstock 8-1/2" X 11" Petal Pink, 151192 - Parisian Blossoms Specialty Designer Series Paper

#### INK

101406 - Stazon Pad Jet Black, 147142 - Classic Stampin' Pad Grapefruit Grove

#### TOOLS

103683 - Mini Glue Dots, 104332 - Adhesive Snail Permanent, 104430 - Stampin' Dimensionals, 151456 - Cherry Blossoms Dies, 151463 - Parisian Dies, 151474 - Parisian Flourish 3D Embossing Folder

#### EMBELLISHMENTS

151193 - Champagne Rhinestone Basic Jewels

#### INSTRUCTIONS



#### TECHNIQUES:

- Other

**PAGE #:** 14

**CRAFTER LEVEL:** Avid

**CARD BASE SIZE:** Square 4"

**STAMPS**

151457 - Stamp Set Cling Forever Blossoms

**PAPER**

100730 - Cardstock 8-1/2" X 11" Whisper White, 144748 - Foil Sheets Champagne, 146985 - Cardstock 8-1/2" X 11" Petal Pink, 151192 - Parisian Blossoms Specialty Designer Series Paper

**INK**

101406 - Stazon Pad Jet Black

**TOOLS**

151296 - Label Me Lovely Punch, 151297 - Label Me Fancy Punch, 151456 - Cherry Blossoms Dies, 151463 - Parisian Dies, 151474 - Parisian Flourish 3D Embossing Folder

**EMBELLISHMENTS**

151193 - Champagne Rhinestone Basic Jewels, 151194 - Petal Pink 1/4" (6.4 Mm) Metallic-Edge Ribbon



**TECHNIQUES:**

- Other

**INSTRUCTIONS**

**PAGE #:** 16

**CRAFTER LEVEL:** Avid

**CARD BASE SIZE:** Standard A2

**STAMPS**

151466 - Stamp Set Cling Parisian Beauty

**PAPER**

100730 - Cardstock 8-1/2" X 11" Whisper White, 121045 - Cardstock 8-1/2" X 11" Basic Black, 144748 - Foil Sheets Champagne, 149101 - Perennial Essence 12" X 12" (30.5X 30.5 Cm) Vellum Cardstock, 151192 - Parisian Blossoms Specialty Designer Series Paper

**INK**

101406 - Stazon Pad Jet Black

**TOOLS**

103683 - Mini Glue Dots, 104332 - Adhesive Snail Permanent, 144108 - Stampin' Dimensionals Mini, 149638 - Stitched Nested Labels Dies, 151463 - Parisian Dies

**EMBELLISHMENTS**

151193 - Champagne Rhinestone Basic Jewels



**TECHNIQUES:**

- Other

**INSTRUCTIONS**

**PAGE #:** 16

**CRAFTER LEVEL:** Avid

**CARD BASE SIZE:** Notecard

**STAMPS**

151466 - Stamp Set Cling Parisian Beauty

**PAPER**

100730 - Cardstock 8-1/2" X 11" Whisper White, 121043 - Cardstock 8-1/2" X 11" Sahara Sand, 144748 - Foil Sheets Champagne, 151192 - Parisian Blossoms Specialty Designer Series Paper

**INK**

102283 - Versamark Pad, 147083 - Classic Stampin' Pad Cherry Cobbler, 147107 - Classic Stampin' Pad Pool Party, 147113 - Classic Stampin' Pad Smoky Slate, 147117 - Classic Stampin' Pad Sahara Sand

**TOOLS**

104332 - Adhesive Snail Permanent, 104430 - Stampin' Dimensionals, 151463 - Parisian Dies, 151775 - Subtle 3D Embossing Folder

**EMBELLISHMENTS**

109132 - Stampin' Emboss Powder White

**INSTRUCTIONS**



**TECHNIQUES:**

- Heat Embossing

**PAGE #:** 16

**CRAFTER LEVEL:** Avid

**CARD BASE SIZE:** Notecard

**STAMPS**

151466 - Stamp Set Cling Parisian Beauty

**PAPER**

100730 - Cardstock 8-1/2" X 11" Whisper White, 146985 - Cardstock 8-1/2" X 11" Petal Pink, 151192 - Parisian Blossoms Specialty Designer Series Paper

**INK**

101406 - Stazon Pad Jet Black, 102283 - Versamark Pad

**TOOLS**

103683 - Mini Glue Dots, 104430 - Stampin' Dimensionals, 151463 - Parisian Dies, 151474 - Parisian Flourish 3D Embossing Folder

**EMBELLISHMENTS**

109132 - Stampin' Emboss Powder White, 151194 - Petal Pink 1/4" (6.4 Mm) Metallic-Edge Ribbon

**INSTRUCTIONS**



**TECHNIQUES:**

- Heat Embossing

**PAGE #:** 16

**CRAFTER LEVEL:** Avid

**CARD BASE SIZE:** Notecard

**STAMPS**

151466 - Stamp Set Cling Parisian Beauty

**PAPER**

101856 - Cardstock Vellum 8-1/2" X 11", 101910 - Cardstock 8-1/2" X 11" Shimmery White, 119685 - Cardstock 8-1/2" X 11" Cherry Cobbler, 122924 - Cardstock 8-1/2" X 11" Pool Party

**INK**

147083 - Classic Stampin' Pad Cherry Cobbler, 147108 - Classic Stampin' Pad Petal Pink, 147169 - Classic Stampin' Ink Refill Petal Pink

**TOOLS**

103683 - Mini Glue Dots, 103954 - Aqua Painters, 144108 - Stampin' Dimensionals Mini, 151463 - Parisian Dies

**EMBELLISHMENTS**

151194 - Petal Pink 1/4" (6.4 Mm) Metallic-Edge Ribbon

**INSTRUCTIONS**



**TECHNIQUES:**

- Watercolor Wash

**PAGE #:** 17

**CRAFTER LEVEL:** Artfully Avid

**CARD BASE SIZE:** Standard A2

**STAMPS**

151457 - Stamp Set Cling Forever Blossoms

**PAPER**

100730 - Cardstock 8-1/2" X 11" Whisper White, 101856 - Cardstock Vellum 8-1/2" X 11", 120953 - Cardstock 8-1/2" X 11" Crumb Cake, 149101 - Perennial Essence 12" X 12" (30.5X 30.5 Cm) Vellum Cardstock, 151192 - Parisian Blossoms Specialty Designer Series Paper

**INK**

141709 - Watercolor Pencils, 147115 - Classic Stampin' Pad Soft Suede, 149014 - Watercolor Pencils Assortment 2, 151508 - Saddle Brown Stazon Ink Pad

**TOOLS**

103683 - Mini Glue Dots, 104430 - Stampin' Dimensionals, 138309 - Glue Pen Fine-Tip, 151456 - Cherry Blossoms Dies, 151474 - Parisian Flourish 3D Embossing Folder

**EMBELLISHMENTS**

104199 - Thread Linen, 151154 - From My Heart Faceted Gems

**INSTRUCTIONS**



**TECHNIQUES:**

- Watercolor Pencils Coloring



**PAGE #:** 17

**CRAFTER LEVEL:** Avid

**CARD BASE SIZE:**

**STAMPS**

151457 - Stamp Set Cling Forever Blossoms

**PAPER**

121045 - Cardstock 8-1/2" X 11" Basic Black, 149612 - Paper Watercolor Fluid 100, 151192 - Parisian Blossoms Specialty Designer Series Paper

**INK**

101406 - Stazon Pad Jet Black, 102283 - Versamark Pad, 115663 - Classic Stampin' Ink Refill Soft Suede, 131160 - Classic Stampin' Ink Refill Pear Pizzazz, 147169 - Classic Stampin' Ink Refill Petal Pink

**TOOLS**

103683 - Mini Glue Dots, 103954 - Aqua Painters, 104430 - Stampin' Dimensionals, 151456 - Cherry Blossoms Dies

**EMBELLISHMENTS**

109132 - Stampin' Emboss Powder White, 124262 - Baker's Twine Solid Whisper White, 151193 - Champagne Rhinestone Basic Jewels

**STORAGE**

147034 - Storage Copper Tea Tins

**INSTRUCTIONS**



**TECHNIQUES:**

- Watercoloring

**PAGE #:** 17

**CRAFTER LEVEL:** Artfully Avid

**CARD BASE SIZE:** Square 3"

**STAMPS**

151457 - Stamp Set Cling Forever Blossoms

**PAPER**

100730 - Cardstock 8-1/2" X 11" Whisper White, 144748 - Foil Sheets Champagne, 146985 - Cardstock 8-1/2" X 11" Petal Pink

**INK**

132708 - Memento Ink Pad Tuxedo Black, 144595 - Stampin' Blends Pool Party Light, 144597 - Stampin' Blends Combo Pack Old Olive, 147272 - Stampin' Blends Combo Pack Petal Pink

**TOOLS**

103683 - Mini Glue Dots, 104430 - Stampin' Dimensionals, 149516 - Timeless Label Punch, 151456 - Cherry Blossoms Dies

**EMBELLISHMENTS**

151193 - Champagne Rhinestone Basic Jewels, 151194 - Petal Pink 1/4" (6.4 Mm) Metallic-Edge Ribbon

**INSTRUCTIONS**



**TECHNIQUES:**

- Stampin' Blends Coloring
- Create your own DSP

**PAGE #:** 17

**CRAFTER LEVEL:** Avid

**CARD BASE SIZE:** Notecard

**STAMPS**

151457 - Stamp Set Cling Forever Blossoms

**PAPER**

100730 - Cardstock 8-1/2" X 11" Whisper White, 115318 - Cardstock 8-1/2" X 11" Soft Suede, 120953 - Cardstock 8-1/2" X 11" Crumb Cake, 122924 - Cardstock 8-1/2" X 11" Pool Party, 131201 - Cardstock 8-1/2" X 11" Pear Pizzazz, 146985 - Cardstock 8-1/2" X 11" Petal Pink

**INK**

101406 - Stazon Pad Jet Black, 147107 - Classic Stampin' Pad Pool Party

**TOOLS**

103683 - Mini Glue Dots, 104430 - Stampin' Dimensionals, 151456 - Cherry Blossoms Dies

**INSTRUCTIONS**



**TECHNIQUES:**

- Stamping off

**PAGE #:** 18

**CRAFTER LEVEL:** Artfully Avid

**CARD BASE SIZE:** Standard A4

**STAMPS**

151479 - Stamp Set Cling Last A Lifetime

**PAPER**

100730 - Cardstock 8-1/2" X 11" Whisper White, 146972 - Cardstock 8-1/2" X 11" Grapefruit Grove, 146985 - Cardstock 8-1/2" X 11" Petal Pink, 149101 - Perennial Essence 12" X 12" (30.5X 30.5 Cm) Vellum Cardstock, 149612 - Paper Watercolor Fluid 100

**INK**

102283 - Versamark Pad, 147154 - Markers Many Marvelous

**TOOLS**

103683 - Mini Glue Dots, 104430 - Stampin' Dimensionals, 126185 - Stampin' Spritzer, 138309 - Glue Pen Fine-Tip, 151475 - Lasting Elegance Dies

**EMBELLISHMENTS**

109132 - Stampin' Emboss Powder White, 144212 - Sequin Assortment Iridescent, 151326 - Whisper White 1/4" (6.4 Mm) Crinkled Seam Binding Ribbon

**INSTRUCTIONS**

I created the watercolor wash by coloring with Stampin' Writes (Flirty Flamingo, Gorgeous Grapefruit, Daffodil Delight, Soft Seafoam) on an F block, spritzing it, then smooshing the watercolor paper on it. I fussy-cut the white florals out of the die cut.



**TECHNIQUES:**

- Watercolor Wash
- Heat Embossing
- Fussy cutting



**PAGE #:** 18

**CRAFTER LEVEL:** Avid

**CARD BASE SIZE:** Notecard

**STAMPS**

151479 - Stamp Set Cling Last A Lifetime

**PAPER**

100730 - Cardstock 8-1/2" X 11" Whisper White, 101856 - Cardstock Vellum 8-1/2" X 11", 151192 - Parisian Blossoms Specialty Designer Series Paper

**INK**

141897 - Wink Of Stella Clear Glitter Brush, 147102 - Classic Stampin' Pad Soft Sea Foam, 147107 - Classic Stampin' Pad Pool Party, 150084 - Purple Posy Classic Stampin' Pad

**TOOLS**

103683 - Mini Glue Dots, 104430 - Stampin' Dimensionals, 151475 - Lasting Elegance Dies

**EMBELLISHMENTS**

109131 - Stampin' Emboss Powder Silver, 144213 - Ribbon Metallic Edge 3/8" (1 Cm) Silver

**INSTRUCTIONS**



**TECHNIQUES:**

- Stamping off
- Heat Embossing

**PAGE #:** 18

**CRAFTER LEVEL:** Casual

**CARD BASE SIZE:** Square 3"

**STAMPS**

151479 - Stamp Set Cling Last A Lifetime

**PAPER**

101856 - Cardstock Vellum 8-1/2" X 11", 131201 - Cardstock 8-1/2" X 11" Pear Pizzazz, 149615 - Paper Designer Series 6" X 6" (15.2 X 15.2 Cm) Subtles

**INK**

102283 - Versamark Pad, 147090 - Classic Stampin' Pad Old Olive

**TOOLS**

104332 - Adhesive Snail Permanent, 110755 - Glue Liquid Multipurpose

**EMBELLISHMENTS**

104199 - Thread Linen, 109132 - Stampin' Emboss Powder White

**INSTRUCTIONS**



**TECHNIQUES:**

- Heat Embossing

**PAGE #:** 18

**CRAFTER LEVEL:** Avid

**CARD BASE SIZE:** Standard A4

**STAMPS**

151479 - Stamp Set Cling Last A Lifetime

**PAPER**

100730 - Cardstock 8-1/2" X 11" Whisper White, 146958 - Paper Glimmer Gold, 150881 - Purple Posy 8-1/2" X 11" Cardstock, 151324 - Peaceful Poppies Designer Series Paper

**INK**

147099 - Classic Stampin' Pad Gorgeous Grape, 150084 - Purple Posy Classic Stampin' Pad

**TOOLS**

103683 - Mini Glue Dots, 104332 - Adhesive Snail Permanent, 104430 - Stampin' Dimensionals, 138309 - Glue Pen Fine-Tip, 149516 - Timeless Label Punch, 151475 - Lasting Elegance Dies

**EMBELLISHMENTS**

124262 - Baker's Twine Solid Whisper White, 149441 - Petal Pink 5/8" (1.6 Cm) Striped Organdy Ribbon, 151325 - Peaceful Poppies Sequins

**INSTRUCTIONS**



**TECHNIQUES:**

- Fussy cutting

**PAGE #:** 18

**CRAFTER LEVEL:** Avid

**CARD BASE SIZE:** Standard A4

**STAMPS**

151479 - Stamp Set Cling Last A Lifetime

**PAPER**

100730 - Cardstock 8-1/2" X 11" Whisper White

**INK**

102283 - Versamark Pad, 132708 - Memento Ink Pad Tuxedo Black, 144585 - Stampin' Blends Daffodil Delight Dark, 144605 - Stampin' Blends Combo Pack Pool Party, 148547 - Stampin' Blends Mossy Meadow Combo Pack, 149566 - Purple Posy Stampin' Blends Combo Pack, 149572 - Rococo Rose Stampin' Blends Combo Pack

**TOOLS**

104430 - Stampin' Dimensionals, 151475 - Lasting Elegance Dies

**EMBELLISHMENTS**

146282 - Pearls Metallic, 146912 - Ribbon Tulle Polka Dot 5/8" (1.6 Cm) Whisper White

**INSTRUCTIONS**



**TECHNIQUES:**

- Blender Pen Coloring
- Heat Embossing

**PAGE #:** 18

**CRAFTER LEVEL:** Avid

**CARD BASE SIZE:**

**STAMPS**

151479 - Stamp Set Cling Last A Lifetime, 151485 - Stamp Set Photopolymer So Inviting

**PAPER**

100730 - Cardstock 8-1/2" X 11" Whisper White, 146972 - Cardstock 8-1/2" X 11" Grapefruit Grove

**INK**

147106 - Classic Stampin' Pad Mint Macaron, 147115 - Classic Stampin' Pad Soft Suede, 147154 - Markers Many Marvelous, 147159 - Stampin' Write Markers In Color 2018-2020

**TOOLS**

103683 - Mini Glue Dots, 143720 - Punch Circle 2-1/4" (5.7 Cm), 151475 - Lasting Elegance Dies

**EMBELLISHMENTS**

104199 - Thread Linen, 151253 - Tropical Oasis Trinkets, 151321 - 1/8" (3.2 Mm) Mint Macaron Sheer Linen Ribbon



**TECHNIQUES:**

- Other

**INSTRUCTIONS**

flowers were colored with Gorgeous Grape, Mint Macaron and Daffodil Delight Stampin' Writes

**PAGE #:** 18

**CRAFTER LEVEL:** Casual

**CARD BASE SIZE:** Standard A4

**STAMPS**

151485 - Stamp Set Photopolymer So Inviting

**PAPER**

100730 - Cardstock 8-1/2" X 11" Whisper White, 149101 - Perennial Essence 12" X 12" (30.5X 30.5 Cm) Vellum Cardstock, 149484 - Magnolia Lane Designer Series Paper

**INK**

132708 - Memento Ink Pad Tuxedo Black

**TOOLS**

103683 - Mini Glue Dots, 104430 - Stampin' Dimensionals

**EMBELLISHMENTS**

151194 - Petal Pink 1/4" (6.4 Mm) Metallic-Edge Ribbon



**TECHNIQUES:**

- Other

**INSTRUCTIONS**

**PAGE #:** 18

**CRAFTER LEVEL:** Avid

**CARD BASE SIZE:** Notecard

**STAMPS**

149373 - Stamp Set Cling Wish For It All, 151485 - Stamp Set Photopolymer So Inviting

**PAPER**

100702 - Cardstock 8-1/2" X 11" Old Olive, 100730 - Cardstock 8-1/2" X 11" Whisper White, 101856 - Cardstock Vellum 8-1/2" X 11"

**INK**

147090 - Classic Stampin' Pad Old Olive, 147142 - Classic Stampin' Pad Grapefruit Grove, 147154 - Markers Many Marvelous, 147159 - Stampin' Write Markers In Color 2018-2020

**TOOLS**

104332 - Adhesive Snail Permanent, 104430 - Stampin' Dimensionals, 138309 - Glue Pen Fine-Tip

**EMBELLISHMENTS**

144212 - Sequin Assortment Iridescent

**INSTRUCTIONS**

Cake image was marked with Coastal Cabana, Pear Pizazz, Gorgeous Grapefruit, Flirty Flamingo and Daffodil Delight



**TECHNIQUES:**

- Markering Stamps
- Fussy cutting

**PAGE #:** 20

**CRAFTER LEVEL:** Avid

**CARD BASE SIZE:** Standard A2

**STAMPS**

151699 - Stamp Set Photopolymer Morning Star

**PAPER**

100730 - Cardstock 8-1/2" X 11" Whisper White, 119683 - Cardstock 8-1/2" X 11" Daffodil Delight, 140272 - Cardstock 8-1/2" X 11" Whisper White Thick, 146970 - Cardstock 8-1/2" X 11" Lovely Lipstick, 150884 - Terracotta Tile 8-1/2" X 11" Cardstock

**INK**

141402 - Classic Stampin' Ink Refill Flirty Flamingo, 147094 - Classic Stampin' Pad Daffodil Delight, 147101 - Classic Stampin' Pad Calypso Coral, 147142 - Classic Stampin' Pad Grapefruit Grove

**TOOLS**

104332 - Adhesive Snail Permanent, 144108 - Stampin' Dimensionals Mini, 149643 - Embossing Folder 3D Brick & Mortar, 150653 - Stitched Stars Dies

**EMBELLISHMENTS**

151193 - Champagne Rhinestone Basic Jewels, 151194 - Petal Pink 1/4" (6.4 Mm) Metallic-Edge Ribbon

**INSTRUCTIONS**



**TECHNIQUES:**

- Other

**PAGE #:** 20

**CRAFTER LEVEL:** Avid

**CARD BASE SIZE:** Standard A2

**STAMPS**

151699 - Stamp Set Photopolymer Morning Star

**PAPER**

100730 - Cardstock 8-1/2" X 11" Whisper White, 121043 - Cardstock 8-1/2" X 11" Sahara Sand, 146988 - Cardstock 8-1/2" X 11" Soft Sea Foam

**INK**

132708 - Memento Ink Pad Tuxedo Black, 147095 - Classic Stampin' Pad Granny Apple Green, 147098 - Classic Stampin' Pad Pacific Point, 147099 - Classic Stampin' Pad Gorgeous Grape, 147103 - Classic Stampin' Pad Highland Heather

**TOOLS**

103579 - Scissors Paper Snips, 104332 - Adhesive Snail Permanent, 110755 - Glue Liquid Multipurpose, 144108 - Stampin' Dimensionals Mini, 150653 - Stitched Stars Dies

**EMBELLISHMENTS**

149485 - Magnolia Lane Ribbon Combo Pack



**TECHNIQUES:**

- Fussy cutting

**INSTRUCTIONS**

Cut Stitched Star in center. Stamp leaf star image on Whisper White. Layer behind star negative. Fussy cut out the flowers and some of the stems.

**PAGE #:** 20

**CRAFTER LEVEL:** Avid

**CARD BASE SIZE:** Notecard

**STAMPS**

151691 - Stamp Set Cling So Sentimental

**PAPER**

100730 - Cardstock 8-1/2" X 11" Whisper White, 119683 - Cardstock 8-1/2" X 11" Daffodil Delight, 131197 - Cardstock 8-1/2" X 11" Bermuda Bay, 151313 - Birthday Bonanza Designer Series Paper

**INK**

102283 - Versamark Pad, 147050 - Classic Stampin' Pad Poppy Parade

**TOOLS**

103579 - Scissors Paper Snips, 104332 - Adhesive Snail Permanent, 144108 - Stampin' Dimensionals Mini, 151690 - Stitched So Sweetly Dies

**EMBELLISHMENTS**

109132 - Stampin' Emboss Powder White, 147813 - Ribbon Textured Weave 1/2" (1.3 Cm) Poppy Parade



**TECHNIQUES:**

- Fussy cutting
- Heat Embossing

**INSTRUCTIONS**

Fussy cut the Koala out of the Designer Series Paper.



**PAGE #:** 20

**CRAFTER LEVEL:** Avid

**CARD BASE SIZE:** Standard A2

**STAMPS**

151666 - Stamp Set Photopolymer Dressed To Impress, 151691 - Stamp Set Cling So Sentimental

**PAPER**

100730 - Cardstock 8-1/2" X 11" Whisper White, 101856 - Cardstock Vellum 8-1/2" X 11", 146970 - Cardstock 8-1/2" X 11" Lovely Lipstick, 146983 - Cardstock 8-1/2" X 11" Gray Granite, 151319 - Best Dressed Designer Series Paper

**INK**

102283 - Versamark Pad, 144586 - Stampin' Blends Daffodil Delight Light, 147118 - Classic Stampin' Pad Gray Granite

**TOOLS**

104332 - Adhesive Snail Permanent, 104430 - Stampin' Dimensionals, 151690 - Stitched So Sweetly Dies

**EMBELLISHMENTS**

109132 - Stampin' Emboss Powder White, 149593 - Very Vanilla 3/8" (1 Cm) Scalloped Lace Ribbon

**INSTRUCTIONS**

Color Lace Trim with Daffodil Delight Blends.



**TECHNIQUES:**

- Heat Embossing
- Blender Pen Coloring

**PAGE #:** 20

**CRAFTER LEVEL:** Avid

**CARD BASE SIZE:** Notecard

**STAMPS**

151691 - Stamp Set Cling So Sentimental

**PAPER**

100730 - Cardstock 8-1/2" X 11" Whisper White, 138337 - Cardstock 8-1/2" X 11" Mint Macaron, 151327 - Peaceful Poppies Elements

**INK**

100082 - Stampin' Write Marker Basic Black, 147050 - Classic Stampin' Pad Poppy Parade, 147090 - Classic Stampin' Pad Old Olive

**TOOLS**

103683 - Mini Glue Dots, 103954 - Aqua Painters, 104332 - Adhesive Snail Permanent, 104430 - Stampin' Dimensionals, 110755 - Glue Liquid Multipurpose, 151690 - Stitched So Sweetly Dies

**EMBELLISHMENTS**

144212 - Sequin Assortment Iridescent, 151321 - 1/8" (3.2 Mm) Mint Macaron Sheer Linen Ribbon

**INSTRUCTIONS**



**TECHNIQUES:**

- Modifying Punch/Dies
- Markering Stamps



**PAGE #:** 20

**CRAFTER LEVEL:** Artfully Avid

**CARD BASE SIZE:**

**STAMPS**

151691 - Stamp Set Cling So Sentimental

**PAPER**

100730 - Cardstock 8-1/2" X 11" Whisper White, 102210 - Bags Cellophane 6" X 8" (15.2 X 20.3 Cm), 146970 - Cardstock 8-1/2" X 11" Lovely Lipstick, 149492 - Mini Shipping Boxes, 149613 - Paper Designer Series 6" X 6" (15.2 X 15.2 Cm) Brights

**INK**

101406 - Stazon Pad Jet Black, 147051 - Classic Stampin' Pad Melon Mambo, 147095 - Classic Stampin' Pad Granny Apple Green

**TOOLS**

133773 - Sponge Daubers, 151690 - Stitched So Sweetly Dies

**EMBELLISHMENTS**

146920 - Ribbon Textured Weave 1/2"(1.3 Cm)Granny Apple Green, 146929 - Brads Metallic, 151254 - 5/16" (8 Mm) Braided Burlap Trim, 151318 - Country Club Twine Combo Pack

**INSTRUCTIONS**

Turn in the Mini Shipping Box flaps, cover with pattern DSP, Add Braided Ribbon for handle and secure with Brads that are colored with Staz On.



**TECHNIQUES:**

- Creating an ombre effect
- Modifying Paper Basics

**PAGE #:** 22

**CRAFTER LEVEL:** Avid

**CARD BASE SIZE:** Square 4"

**STAMPS**

151702 - Stamp Set Cling French Countryside, 151712 - Stamp Set Cling Seriously The Best

**PAPER**

101910 - Cardstock 8-1/2" X 11" Shimmery White, 115318 - Cardstock 8-1/2" X 11" Soft Suede, 121043 - Cardstock 8-1/2" X 11" Sahara Sand, 122924 - Cardstock 8-1/2" X 11" Pool Party, 149614 - Paper Designer Series 6" X 6" (15.2 X 15.2 Cm) Neutrals

**INK**

102283 - Versamark Pad, 147090 - Classic Stampin' Pad Old Olive, 147107 - Classic Stampin' Pad Pool Party, 147111 - Classic Stampin' Pad Mossy Meadow, 147114 - Classic Stampin' Pad Early Espresso, 147115 - Classic Stampin' Pad Soft Suede

**TOOLS**

103954 - Aqua Painters, 104430 - Stampin' Dimensionals, 151820 - Stitched Rectangles Dies

**EMBELLISHMENTS**

104199 - Thread Linen, 109132 - Stampin' Emboss Powder White, 147808 - 3/16" (4.8 Mm) Braided Linen Trim, 149445 - Library Clips Mini

**INSTRUCTIONS**

This card is 4.5 x 4.5.

I only used one thread of the linen thread.



**TECHNIQUES:**

- Watercoloring

**PAGE #:** 22      **CRAFTER LEVEL:** Artfully Avid      **CARD BASE SIZE:** Standard A4

#### STAMPS

151650 - Stamp Set Photopolymer My Meadow, 151670 - Stamp Set Cling Thanks For The Laughs

#### PAPER

120953 - Cardstock 8-1/2" X 11" Crumb Cake, 122924 - Cardstock 8-1/2" X 11" Pool Party, 149612 - Paper Watercolor Fluid 100, 151192 - Parisian Blossoms Specialty Designer Series Paper

#### INK

132708 - Memento Ink Pad Tuxedo Black, 147090 - Classic Stampin' Pad Old Olive, 147095 - Classic Stampin' Pad Granny Apple Green, 147107 - Classic Stampin' Pad Pool Party, 147115 - Classic Stampin' Pad Soft Suede

#### TOOLS

146828 - Big Shot Framelits Stitched Labels

#### EMBELLISHMENTS

124262 - Baker's Twine Solid Whisper White, 148764 - Ribbon Flax 5/8" (1.6 Cm) Whisper White

#### INSTRUCTIONS

Ink the stamp first, then spritz the stamp with water before stamping.  
This card is 3.5 x 6



#### TECHNIQUES:

- Spritzing

**PAGE #:** 22      **CRAFTER LEVEL:** Avid      **CARD BASE SIZE:** Standard A2

#### STAMPS

151650 - Stamp Set Photopolymer My Meadow, 151670 - Stamp Set Cling Thanks For The Laughs

#### PAPER

100730 - Cardstock 8-1/2" X 11" Whisper White, 101856 - Cardstock Vellum 8-1/2" X 11", 131201 - Cardstock 8-1/2" X 11" Pear Pizzazz

#### INK

132708 - Memento Ink Pad Tuxedo Black, 141897 - Wink Of Stella Clear Glitter Brush, 147090 - Classic Stampin' Pad Old Olive, 147101 - Classic Stampin' Pad Calypso Coral, 147109 - Classic Stampin' Pad So Saffron, 147115 - Classic Stampin' Pad Soft Suede

#### TOOLS

149638 - Stitched Nested Labels Dies

#### EMBELLISHMENTS

104199 - Thread Linen

#### INSTRUCTIONS

I only used 1 strand of the Linen Thread.



#### TECHNIQUES:

- Stamping off
- Fussy cutting

**PAGE #:** 22      **CRAFTER LEVEL:** Artfully Avid      **CARD BASE SIZE:** Standard A2

#### STAMPS

151490 - Stamp Set Cling Positive Thoughts

#### PAPER

100730 - Cardstock 8-1/2" X 11" Whisper White, 101856 - Cardstock Vellum 8-1/2" X 11", 138337 - Cardstock 8-1/2" X 11" Mint Macaron, 146981 - Cardstock 8-1/2" X 11" Shaded Spruce

#### INK

147090 - Classic Stampin' Pad Old Olive, 150083 - Pretty Peacock Classic Stampin' Pad

#### TOOLS

103579 - Scissors Paper Snips, 141705 - Big Shot Framelits Layering Circles, 149643 - Embossing Folder 3D Brick & Mortar

#### EMBELLISHMENTS

109129 - Stampin' Emboss Powder Gold, 148583 - Epoxy Droplets Heart, 149485 - Magnolia Lane Ribbon Combo Pack

#### INSTRUCTIONS

Stamp the image, then sprinkle some embossing powder on part of the image.



#### TECHNIQUES:

- Heat Embossing
- Fussy cutting

**PAGE #:** 22      **CRAFTER LEVEL:** Avid      **CARD BASE SIZE:**

#### STAMPS

151490 - Stamp Set Cling Positive Thoughts

#### PAPER

100730 - Cardstock 8-1/2" X 11" Whisper White, 144645 - Mini Pizza Boxes, 150882 - Rococo Rose 8-1/2" X 11" Cardstock

#### INK

147106 - Classic Stampin' Pad Mint Macaron, 147109 - Classic Stampin' Pad So Saffron, 147117 - Classic Stampin' Pad Sahara Sand, 150080 - Rococo Rose Classic Stampin' Pad, 150089 - Rococo Rose Classic Stampin' Ink Refill

#### TOOLS

103579 - Scissors Paper Snips, 126185 - Stampin' Spritzer, 133773 - Sponge Daubers

#### EMBELLISHMENTS

151193 - Champagne Rhinestone Basic Jewels, 151321 - 1/8" (3.2 Mm) Mint Macaron Sheer Linen Ribbon

#### INSTRUCTIONS



#### TECHNIQUES:

- Spritzing
- Sponging
- Fussy cutting
- Stamping off

**PAGE #:** 24

**CRAFTER LEVEL:** Artfully Avid

**CARD BASE SIZE:** Notecard

**STAMPS**

151595 - Stamp Set Cling Peaceful Moments

**PAPER**

100702 - Cardstock 8-1/2" X 11" Old Olive, 115316 - Cardstock 8-1/2" X 11" Rich Razzleberry, 119793 - Card Stock 8-1/2" X 11" Poppy Parade, 120953 - Cardstock 8-1/2" X 11" Crumb Cake, 121045 - Cardstock 8-1/2" X 11" Basic Black, 122924 - Cardstock 8-1/2" X 11" Pool Party, 133675 - Cardstock 8-1/2" X 11" Blackberry Bliss, 141416 - Cardstock 8-1/2" X 11" Flirty Flamingo, 151324 - Peaceful Poppies Designer Series Paper

**INK**

147092 - Classic Stampin' Pad Blackberry Bliss

**TOOLS**

104430 - Stampin' Dimensionals, 151594 - Poppy Moments Dies

**EMBELLISHMENTS**

104199 - Thread Linen, 151325 - Peaceful Poppies Sequins

**INSTRUCTIONS**

This is a trifold card sized to be a notecard. It is 5x 10 9/16 scored at 3 1/2" and 7 1/16"  
I saved some of the negative pieces of Poppy Parade card stock from the dies to glue back in to the flower.



**TECHNIQUES:**

- Paper Piecing

**PAGE #:** 24

**CRAFTER LEVEL:** Avid

**CARD BASE SIZE:**

**STAMPS**

151595 - Stamp Set Cling Peaceful Moments

**PAPER**

100730 - Cardstock 8-1/2" X 11" Whisper White, 121045 - Cardstock 8-1/2" X 11" Basic Black, 151327 - Peaceful Poppies Elements

**INK**

147090 - Classic Stampin' Pad Old Olive

**TOOLS**

151605 - Painted Labels Dies

**EMBELLISHMENTS**

104199 - Thread Linen

**INSTRUCTIONS**



**TECHNIQUES:**

- Stamps, Ink & Paper

**PAGE #:** 24

**CRAFTER LEVEL:** Artfully Avid

**CARD BASE SIZE:** Standard A4

### STAMPS

151595 - Stamp Set Cling Peaceful Moments, 151599 - Stamp Set Cling Painted Poppies

### PAPER

100702 - Cardstock 8-1/2" X 11" Old Olive, 100730 - Cardstock 8-1/2" X 11" Whisper White, 119793 - Card Stock 8-1/2" X 11" Poppy Parade, 121045 - Cardstock 8-1/2" X 11" Basic Black, 122925 - Cardstock 8-1/2" X 11" Calypso Coral, 133676 - Cardstock 8-1/2" X 11" Mossy Meadow, 140272 - Cardstock 8-1/2" X 11" Whisper White Thick, 146985 - Cardstock 8-1/2" X 11" Petal Pink, 151324 - Peaceful Poppies Designer Series Paper, 151327 - Peaceful Poppies Elements

### INK

100531 - Classic Stampin' Ink Refill Old Olive, 119791 - Classic Stampin' Ink Refill Poppy Parade, 122934 - Classic Stampin' Ink Refill Calypso Coral, 133651 - Classic Stampin' Ink Refill Mossy Meadow, 141979 - Embossing Paste White, 147101 - Classic Stampin' Pad Calypso Coral

### TOOLS

119869 - Punch Circle 1/2" (1,3 Cm), 151594 - Poppy Moments Dies

### EMBELLISHMENTS

151325 - Peaceful Poppies Sequins

### INSTRUCTIONS

The card is 4 x 5 3/4.

I notched the corners of the Petal Pink with the 1/2" circle punch.



### TECHNIQUES:

- Embossing Paste – adding color

**PAGE #:** 24

**CRAFTER LEVEL:** Avid

**CARD BASE SIZE:**

### PAPER

100702 - Cardstock 8-1/2" X 11" Old Olive, 101910 - Cardstock 8-1/2" X 11" Shimmery White, 115316 - Cardstock 8-1/2" X 11" Rich Razzleberry, 121045 - Cardstock 8-1/2" X 11" Basic Black, 122924 - Cardstock 8-1/2" X 11" Pool Party, 151324 - Peaceful Poppies Designer Series Paper, 151327 - Peaceful Poppies Elements

### INK

100531 - Classic Stampin' Ink Refill Old Olive, 115664 - Classic Stampin' Ink Refill Rich Razzleberry, 122934 - Classic Stampin' Ink Refill Calypso Coral, 133456 - Memento Ink Refill Tuxedo Black

### TOOLS

103954 - Aqua Painters, 104430 - Stampin' Dimensionals, 151296 - Label Me Lovely Punch, 151594 - Poppy Moments Dies, 151605 - Painted Labels Dies

### EMBELLISHMENTS

149442 - Perennial Essence Floral Centers, 151326 - Whisper White 1/4" (6.4 Mm) Crinkled Seam Binding Ribbon

### INSTRUCTIONS

To color the Floral Center, I just dropped some Memento ink refill onto it. It worked great, but it never fully dried so do this with caution.



### TECHNIQUES:

- Watercolor Wash
- Modifying Embellishments

**PAGE #:** 24      **CRAFTER LEVEL:** Artfully Avid      **CARD BASE SIZE:**

**STAMPS**

151595 - Stamp Set Cling Peaceful Moments

**PAPER**

100730 - Cardstock 8-1/2" X 11" Whisper White, 101856 - Cardstock Vellum 8-1/2" X 11", 115316 - Cardstock 8-1/2" X 11" Rich Razzleberry, 122925 - Cardstock 8-1/2" X 11" Calypso Coral, 132622 - Foil Sheets Gold, 133675 - Cardstock 8-1/2" X 11" Blackberry Bliss, 151324 - Peaceful Poppies Designer Series Paper, 151327 - Peaceful Poppies Elements

**INK**

102283 - Versamark Pad, 144042 - Stampin' Blends Calypso Coral Light

**TOOLS**

151594 - Poppy Moments Dies, 151605 - Painted Labels Dies

**EMBELLISHMENTS**

109132 - Stampin' Emboss Powder White, 151325 - Peaceful Poppies Sequins, 151326 - Whisper White 1/4" (6.4 Mm) Crinkled Seam Binding Ribbon

**INSTRUCTIONS**

This page is 5.5 x 7.5".

I colored the ribbon with Blends.

To create the long label, partially cut one side, then line up and partially cut the other side.



**TECHNIQUES:**

- Modifying Embellishments
- Modifying Punch/Dies

**PAGE #:** 24      **CRAFTER LEVEL:** Avid      **CARD BASE SIZE:**

**STAMPS**

151595 - Stamp Set Cling Peaceful Moments

**PAPER**

100730 - Cardstock 8-1/2" X 11" Whisper White, 131199 - Cardstock 8-1/2" X 11" Crushed Curry, 133676 - Cardstock 8-1/2" X 11" Mossy Meadow, 151324 - Peaceful Poppies Designer Series Paper, 151327 - Peaceful Poppies Elements

**INK**

147087 - Classic Stampin' Pad Crushed Curry, 147090 - Classic Stampin' Pad Old Olive, 147107 - Classic Stampin' Pad Pool Party, 147111 - Classic Stampin' Pad Mossy Meadow

**TOOLS**

103954 - Aqua Painters, 151594 - Poppy Moments Dies, 151605 - Painted Labels Dies

**EMBELLISHMENTS**

124262 - Baker's Twine Solid Whisper White

**INSTRUCTIONS**

I cut the label out with one of the label dies. I just cut my strip of card stock shorter before die cutting.



**TECHNIQUES:**

- Modifying Punch/Dies
- Watercoloring



**PAGE #:** 24

**CRAFTER LEVEL:** Avid

**CARD BASE SIZE:** Standard A4

**STAMPS**

151595 - Stamp Set Cling Peaceful Moments

**PAPER**

100730 - Cardstock 8-1/2" X 11" Whisper White, 115316 - Cardstock 8-1/2" X 11" Rich Razzleberry, 151324 - Peaceful Poppies Designer Series Paper, 151327 - Peaceful Poppies Elements

**INK**

144045 - Stampin' Blends Combo Pack Calypso Coral, 144597 - Stampin' Blends Combo Pack Old Olive, 147155 - Stampin' Write Markers Regals, 147156 - Stampin' Write Markers Subtles

**TOOLS**

104430 - Stampin' Dimensionals, 151605 - Painted Labels Dies

**EMBELLISHMENTS**

151326 - Whisper White 1/4" (6.4 Mm) Crinkled Seam Binding Ribbon

**INSTRUCTIONS**

Stampin' Write Markers used: Calypso Coral, Rich Razzleberry



**TECHNIQUES:**

- Markering Stamps
- Modifying Paper Basics

**PAGE #:** 24

**CRAFTER LEVEL:** Avid

**CARD BASE SIZE:**

**STAMPS**

151595 - Stamp Set Cling Peaceful Moments

**PAPER**

100730 - Cardstock 8-1/2" X 11" Whisper White, 151324 - Peaceful Poppies Designer Series Paper

**INK**

132708 - Memento Ink Pad Tuxedo Black

**TOOLS**

151605 - Painted Labels Dies

**EMBELLISHMENTS**

151326 - Whisper White 1/4" (6.4 Mm) Crinkled Seam Binding Ribbon

**INSTRUCTIONS**

I also used a stapler.



**TECHNIQUES:**

- Stamping on DSP

**PAGE #:** 24      **CRAFTER LEVEL:** Avid      **CARD BASE SIZE:** Square 3"

**STAMPS**

151595 - Stamp Set Cling Peaceful Moments, 151599 - Stamp Set Cling Painted Poppies

**PAPER**

100730 - Cardstock 8-1/2" X 11" Whisper White, 119793 - Card Stock 8-1/2" X 11" Poppy Parade, 151324 - Peaceful Poppies Designer Series Paper

**INK**

132708 - Memento Ink Pad Tuxedo Black, 141709 - Watercolor Pencils, 147050 - Classic Stampin' Pad Poppy Parade, 147091 - Classic Stampin' Pad Rich Razzleberry

**TOOLS**

151605 - Painted Labels Dies



**TECHNIQUES:**

- Modifying Punch/Dies
- Watercolor Pencils Coloring

**INSTRUCTIONS**

Watercolor Pencils used: Whisper White, Calypso Coral, Rich Razzleberry.  
I scored the sentiment label with the dies.

**PAGE #:** 24      **CRAFTER LEVEL:** Avid      **CARD BASE SIZE:** Notecard

**STAMPS**

151595 - Stamp Set Cling Peaceful Moments, 151599 - Stamp Set Cling Painted Poppies

**PAPER**

100702 - Cardstock 8-1/2" X 11" Old Olive, 100730 - Cardstock 8-1/2" X 11" Whisper White, 122924 - Cardstock 8-1/2" X 11" Pool Party, 151324 - Peaceful Poppies Designer Series Paper

**INK**

132708 - Memento Ink Pad Tuxedo Black, 147050 - Classic Stampin' Pad Poppy Parade, 147090 - Classic Stampin' Pad Old Olive

**TOOLS**

151605 - Painted Labels Dies

**EMBELLISHMENTS**

151325 - Peaceful Poppies Sequins, 151326 - Whisper White 1/4" (6.4 Mm) Crinkled Seam Binding Ribbon



**TECHNIQUES:**

- Fussy cutting
- Stamping off

**INSTRUCTIONS**



**PAGE #:** 24

**CRAFTER LEVEL:** Avid

**CARD BASE SIZE:** Standard A2

**STAMPS**

151595 - Stamp Set Cling Peaceful Moments, 151599 - Stamp Set Cling Painted Poppies

**PAPER**

101910 - Cardstock 8-1/2" X 11" Shimmery White, 133676 - Cardstock 8-1/2" X 11" Mossy Meadow, 151324 - Peaceful Poppies Designer Series Paper, 151327 - Peaceful Poppies Elements

**INK**

101406 - Stazon Pad Jet Black, 102283 - Versamark Pad

**TOOLS**

151594 - Poppy Moments Dies

**EMBELLISHMENTS**

109132 - Stampin' Emboss Powder White, 151325 - Peaceful Poppies Sequins

**INSTRUCTIONS**



**TECHNIQUES:**

- Create your own DSP
- Heat Embossing

**PAGE #:** 26

**CRAFTER LEVEL:** Avid

**CARD BASE SIZE:**

**STAMPS**

151595 - Stamp Set Cling Peaceful Moments

**PAPER**

100730 - Cardstock 8-1/2" X 11" Whisper White, 121045 - Cardstock 8-1/2" X 11" Basic Black, 149588 - Journal Pressed Petals, 151324 - Peaceful Poppies Designer Series Paper

**INK**

132708 - Memento Ink Pad Tuxedo Black

**TOOLS**

103683 - Mini Glue Dots, 104430 - Stampin' Dimensionals, 151594 - Poppy Moments Dies

**EMBELLISHMENTS**

104199 - Thread Linen, 151326 - Whisper White 1/4" (6.4 Mm) Crinkled Seam Binding Ribbon

**INSTRUCTIONS**

I masked the sentiment stamp with tape before inking.



**TECHNIQUES:**

- Masking

**PAGE #:** 26

**CRAFTER LEVEL:** Avid

**CARD BASE SIZE:**

**STAMPS**

151595 - Stamp Set Cling Peaceful Moments

**PAPER**

100730 - Cardstock 8-1/2" X 11" Whisper White, 101856 - Cardstock Vellum 8-1/2" X 11", 101910 - Cardstock 8-1/2" X 11" Shimmery White, 131199 - Cardstock 8-1/2" X 11" Crushed Curry, 149609 - Treat Bags Dotted Copper

**INK**

147050 - Classic Stampin' Pad Poppy Parade, 147090 - Classic Stampin' Pad Old Olive

**TOOLS**

103683 - Mini Glue Dots, 103954 - Aqua Painters, 104430 - Stampin' Dimensionals, 151594 - Poppy Moments Dies

**EMBELLISHMENTS**

124262 - Baker's Twine Solid Whisper White

**KITS**

149652 - Kit Accessory Tags & More

**INSTRUCTIONS**

I watercolored a wash before die cutting.



**TECHNIQUES:**

- Watercolor Wash

**PAGE #:** 26

**CRAFTER LEVEL:** Avid

**CARD BASE SIZE:** Standard A2

**STAMPS**

151595 - Stamp Set Cling Peaceful Moments

**PAPER**

100730 - Cardstock 8-1/2" X 11" Whisper White, 115316 - Cardstock 8-1/2" X 11" Rich Razzleberry, 119793 - Card Stock 8-1/2" X 11" Poppy Parade, 122925 - Cardstock 8-1/2" X 11" Calypso Coral, 133675 - Cardstock 8-1/2" X 11" Blackberry Bliss, 151324 - Peaceful Poppies Designer Series Paper

**INK**

141979 - Embossing Paste White, 147091 - Classic Stampin' Pad Rich Razzleberry

**TOOLS**

104430 - Stampin' Dimensionals, 151594 - Poppy Moments Dies

**EMBELLISHMENTS**

151326 - Whisper White 1/4" (6.4 Mm) Crinkled Seam Binding Ribbon

**INSTRUCTIONS**

I die cut the image out of card stock and used it like a mask.



**TECHNIQUES:**

- Embossing Paste

**PAGE #:** 26

**CRAFTER LEVEL:** Avid

**CARD BASE SIZE:**

**STAMPS**

151595 - Stamp Set Cling Peaceful Moments, 151599 - Stamp Set Cling Painted Poppies

**PAPER**

100730 - Cardstock 8-1/2" X 11" Whisper White, 146985 - Cardstock 8-1/2" X 11" Petal Pink, 151324 - Peaceful Poppies Designer Series Paper

**INK**

132708 - Memento Ink Pad Tuxedo Black, 147050 - Classic Stampin' Pad Poppy Parade, 147090 - Classic Stampin' Pad Old Olive, 147101 - Classic Stampin' Pad Calypso Coral

**TOOLS**

141705 - Big Shot Framelits Layering Circles, 151296 - Label Me Lovely Punch, 151605 - Painted Labels Dies

**EMBELLISHMENTS**

124262 - Baker's Twine Solid Whisper White

**INSTRUCTIONS**



**TECHNIQUES:**

- Stamping off

**PAGE #:** 26

**CRAFTER LEVEL:** Avid

**CARD BASE SIZE:** Narrow Notecard

**STAMPS**

151595 - Stamp Set Cling Peaceful Moments, 151599 - Stamp Set Cling Painted Poppies

**PAPER**

100730 - Cardstock 8-1/2" X 11" Whisper White, 115316 - Cardstock 8-1/2" X 11" Rich Razzleberry, 122924 - Cardstock 8-1/2" X 11" Pool Party, 149101 - Perennial Essence 12" X 12" (30.5X 30.5 Cm) Vellum Cardstock, 151324 - Peaceful Poppies Designer Series Paper

**INK**

102283 - Versamark Pad, 144584 - Stampin' Blends Rich Razzleberry Light, 147050 - Classic Stampin' Pad Poppy Parade, 147155 - Stampin' Write Markers Regals, 147157 - Stampin' Write Markers Brights

**TOOLS**

104430 - Stampin' Dimensionals, 151605 - Painted Labels Dies

**EMBELLISHMENTS**

104199 - Thread Linen, 109132 - Stampin' Emboss Powder White

**INSTRUCTIONS**

I used the back side of the Old Olive vellum.

For the score line on the white piece, I just partially die cut it with the label die.

Stampin' Write Marker colors: Poppy Parade and Old Olive

I colored the Linen Thread with Blends.



**TECHNIQUES:**

- Stamping off
- Heat Embossing
- Modifying Punch/Dies
- Markering Stamps
- Modifying Ribbon/Trim

**PAGE #:** 26

**CRAFTER LEVEL:** Avid

**CARD BASE SIZE:** Notecard

**STAMPS**

151595 - Stamp Set Cling Peaceful Moments, 151599 - Stamp Set Cling Painted Poppies

**PAPER**

100702 - Cardstock 8-1/2" X 11" Old Olive, 101856 - Cardstock Vellum 8-1/2" X 11", 101910 - Cardstock 8-1/2" X 11" Shimmery White, 119793 - Card Stock 8-1/2" X 11" Poppy Parade

**INK**

101406 - Stazon Pad Jet Black, 132708 - Memento Ink Pad Tuxedo Black, 141709 - Watercolor Pencils, 149014 - Watercolor Pencils Assortment 2

**TOOLS**

104430 - Stampin' Dimensionals

**INSTRUCTIONS**

I colored with the watercolor pencils and didn't blend them with water. I used these watercolor pencils: Flirty Flamingo, Calypso Coral, Old Olive, and Coastal Cabana.



**TECHNIQUES:**

- Watercolor Pencils Coloring

**PAGE #:** 26

**CRAFTER LEVEL:** Avid

**CARD BASE SIZE:** Square 3"

**STAMPS**

151595 - Stamp Set Cling Peaceful Moments, 151599 - Stamp Set Cling Painted Poppies

**PAPER**

100702 - Cardstock 8-1/2" X 11" Old Olive, 101856 - Cardstock Vellum 8-1/2" X 11", 101910 - Cardstock 8-1/2" X 11" Shimmery White

**INK**

101406 - Stazon Pad Jet Black, 147050 - Classic Stampin' Pad Poppy Parade, 147090 - Classic Stampin' Pad Old Olive

**TOOLS**

151605 - Painted Labels Dies

**EMBELLISHMENTS**

104199 - Thread Linen, 151325 - Peaceful Poppies Sequins

**INSTRUCTIONS**

After stamping the splatter, I pulled some color to the flowers with the aqua painter.



**TECHNIQUES:**

- Modifying Punch/Dies
- Watercoloring



**PAGE #:** 26      **CRAFTER LEVEL:** Artfully Avid      **CARD BASE SIZE:** Notecard

#### STAMPS

151595 - Stamp Set Cling Peaceful Moments, 151599 - Stamp Set Cling Painted Poppies

#### PAPER

100730 - Cardstock 8-1/2" X 11" Whisper White, 101910 - Cardstock 8-1/2" X 11" Shimmery White, 141416 - Cardstock 8-1/2" X 11" Flirty Flamingo

#### INK

101406 - Stazon Pad Jet Black, 144583 - Stampin' Blends Rich Razzleberry Dark, 147032 - Stampin' Blends Flirty Flamingo Dark, 147052 - Classic Stampin' Pad Flirty Flamingo, 147090 - Classic Stampin' Pad Old Olive, 147091 - Classic Stampin' Pad Rich Razzleberry

#### TOOLS

103954 - Aqua Painters, 141714 - Sponge Brayer, 151605 - Painted Labels Dies

#### EMBELLISHMENTS

151326 - Whisper White 1/4" (6.4 Mm) Crinkled Seam Binding Ribbon

#### INSTRUCTIONS

I colored the ribbon with Blends.



#### TECHNIQUES:

- Watercoloring
- Sponging
- Modifying Ribbon/Trim

**PAGE #:** 28      **CRAFTER LEVEL:** Avid      **CARD BASE SIZE:** Notecard

#### STAMPS

151637 - Stamp Set Photopolymer Beautifully Braided

#### PAPER

100730 - Cardstock 8-1/2" X 11" Whisper White, 122924 - Cardstock 8-1/2" X 11" Pool Party

#### INK

147107 - Classic Stampin' Pad Pool Party, 147109 - Classic Stampin' Pad So Saffron, 150083 - Pretty Peacock Classic Stampin' Pad

#### TOOLS

104430 - Stampin' Dimensionals, 110755 - Glue Liquid Multipurpose, 146276 - Stamparatus (Imperial Measurements), 151294 - Braided Border Punch, 152323 - Stitched Shapes Dies

#### EMBELLISHMENTS

149496 - Old Olive/Pretty Peacock 3/8" (1 Cm) Reversible Ribbon, 149498 - Sequin Assortment Woven Threads

#### INSTRUCTIONS

Stamping off on the two stepped image.  
Hinge step the braided image, be sure to skip one space in the hinge.



#### TECHNIQUES:

- Hinge Stepping
- Stamping off

**PAGE #:** 28

**CRAFTER LEVEL:** Casual

**CARD BASE SIZE:**

**STAMPS**

151637 - Stamp Set Photopolymer Beautifully Braided

**PAPER**

100730 - Cardstock 8-1/2" X 11" Whisper White, 141699 - Boxes Clear Tiny Treat, 149615 - Paper Designer Series 6" X 6" (15.2 X 15.2 Cm) Subtles

**INK**

147101 - Classic Stampin' Pad Calypso Coral

**TOOLS**

104331 - Adhesive Refill Snail Permanent, 151294 - Braided Border Punch, 151296 - Label Me Lovely Punch

**EMBELLISHMENTS**

124262 - Baker's Twine Solid Whisper White, 149590 - 3/8" (1 Cm) Denim Ribbon

**INSTRUCTIONS**

Punch the border punch 4 lengths long. Cut in half lengthwise and adhere to each side of the strip of Calypso Coral gingham DSP.



**TECHNIQUES:**

- Stamping on DSP

**PAGE #:** 28

**CRAFTER LEVEL:** Artfully Avid

**CARD BASE SIZE:** Standard A4

**STAMPS**

151637 - Stamp Set Photopolymer Beautifully Braided

**PAPER**

100702 - Cardstock 8-1/2" X 11" Old Olive, 119683 - Cardstock 8-1/2" X 11" Daffodil Delight, 149612 - Paper Watercolor Fluid 100

**INK**

102283 - Versamark Pad, 147090 - Classic Stampin' Pad Old Olive

**TOOLS**

103954 - Aqua Painters, 126185 - Stampin' Spritzer, 151294 - Braided Border Punch

**EMBELLISHMENTS**

104199 - Thread Linen, 109132 - Stampin' Emboss Powder White, 149594 - Bird Ballad Trinkets

**INSTRUCTIONS**

Stamp the ginkgo image in Old Olive on Watercolor Cardstock. Spritz with water to let the ink run. Heat set. Stamp the image again in Versamark and apply white embossing powder and heat set. Apply more Old Olive ink as desired with an Aquapainter. Also use the Aquapainter to add splattering to the card.



**TECHNIQUES:**

- Splattering
- Spritzing

**PAGE #:** 28      **CRAFTER LEVEL:** Artfully Avid      **CARD BASE SIZE:** Standard A4

**STAMPS**

151677 - Stamp Set Cling Beautiful Moments

**PAPER**

120953 - Cardstock 8-1/2" X 11" Crumb Cake, 149612 - Paper Watercolor Fluid 100

**INK**

101406 - Stazon Pad Jet Black, 141709 - Watercolor Pencils, 149014 - Watercolor Pencils Assortment 2

**TOOLS**

104430 - Stampin' Dimensionals, 110755 - Glue Liquid Multipurpose, 126185 - Stampin' Spritzer, 149638 - Stitched Nested Labels Dies, 151801 - Tin Tile 3D Embossing Folder

**EMBELLISHMENTS**

141487 - Ribbon Burlap 5/8" (1.6 Cm)

**INSTRUCTIONS**



**TECHNIQUES:**

- Spritzing
- Watercolor Pencils Coloring

**PAGE #:** 28      **CRAFTER LEVEL:** Avid      **CARD BASE SIZE:** Notecard

**STAMPS**

151677 - Stamp Set Cling Beautiful Moments

**PAPER**

101856 - Cardstock Vellum 8-1/2" X 11", 101910 - Cardstock 8-1/2" X 11" Shimmery White, 131527 - Note Cards & Envelopes Whisper White, 140272 - Cardstock 8-1/2" X 11" Whisper White Thick

**INK**

102283 - Versamark Pad, 115663 - Classic Stampin' Ink Refill Soft Suede, 119672 - Classic Stampin' Ink Refill Daffodil Delight, 119788 - Classic Stampin' Ink Refill Cherry Cobbler, 119789 - Classic Stampin' Ink Refill Early Espresso, 121029 - Classic Stampin' Ink Refill Crumb Cake, 122933 - Classic Stampin' Ink Refill Pool Party, 122934 - Classic Stampin' Ink Refill Calypso Coral, 147115 - Classic Stampin' Pad Soft Suede

**TOOLS**

103954 - Aqua Painters, 104332 - Adhesive Snail Permanent, 104430 - Stampin' Dimensionals, 148551 - Big Shot Stitched Rectangle Dies

**EMBELLISHMENTS**

104199 - Thread Linen, 109132 - Stampin' Emboss Powder White, 151325 - Peaceful Poppies Sequins

**INSTRUCTIONS**



**TECHNIQUES:**

- Watercolor Wash
- Watercoloring

**PAGE #:** 28

**CRAFTER LEVEL:** Avid

**CARD BASE SIZE:** Standard A4

**STAMPS**

151677 - Stamp Set Cling Beautiful Moments

**PAPER**

121045 - Cardstock 8-1/2" X 11" Basic Black, 140272 - Cardstock 8-1/2" X 11" Whisper White Thick, 146985 - Cardstock 8-1/2" X 11" Petal Pink, 151192 - Parisian Blossoms Specialty Designer Series Paper

**INK**

102283 - Versamark Pad, 132708 - Memento Ink Pad Tuxedo Black, 144042 - Stampin' Blends Calypso Coral Light, 144044 - Stampin' Blends Calypso Coral Dark, 144577 - Stampin' Blends Pumpkin Pie Dark, 144582 - Stampin' Blends Crumb Cake Light, 144585 - Stampin' Blends Daffodil Delight Dark, 144586 - Stampin' Blends Daffodil Delight Light, 144608 - Stampin' Blends Color Lifter, 146874 - Stampin' Blends Soft Suede Light, 146875 - Stampin' Blends Soft Suede Dark, 146877 - Stampin' Blends Granny Apple Green Dark, 146883 - Stampin' Blends Highland Heather Dark, 147026 - Stampin' Blends Lovely Lipstick Light, 147028 - Stampin' Blends Lovely Lipstick Dark

**TOOLS**

104332 - Adhesive Snail Permanent, 104430 - Stampin' Dimensionals, 138309 - Glue Pen Fine-Tip, 148551 - Big Shot Stitched Rectangle Dies

**EMBELLISHMENTS**

109132 - Stampin' Emboss Powder White, 151193 - Champagne Rhinestone Basic Jewels

**INSTRUCTIONS**

Add texture with blends and color lifter



**TECHNIQUES:**

- Stampin' Blends Coloring
- Heat Embossing

**PAGE #:** 30

**CRAFTER LEVEL:** Artfully Avid

**CARD BASE SIZE:** Square 4"

**STAMPS**

151527 - Stamp Set Cling Honey Bee

**PAPER**

100702 - Cardstock 8-1/2" X 11" Old Olive, 100730 - Cardstock 8-1/2" X 11" Whisper White, 101856 - Cardstock Vellum 8-1/2" X 11", 122924 - Cardstock 8-1/2" X 11" Pool Party, 131199 - Cardstock 8-1/2" X 11" Crushed Curry, 146971 - Cardstock 8-1/2" X 11" Pineapple Punch

**INK**

132708 - Memento Ink Pad Tuxedo Black, 147090 - Classic Stampin' Pad Old Olive, 147107 - Classic Stampin' Pad Pool Party, 147117 - Classic Stampin' Pad Sahara Sand, 147141 - Classic Stampin' Pad Pineapple Punch

**TOOLS**

103683 - Mini Glue Dots, 104430 - Stampin' Dimensionals, 150655 - Snow Globe Scenes Dies, 151526 - Detailed Bee Dies

**EMBELLISHMENTS**

150442 - Snow Globe Shaker Dome, 151325 - Peaceful Poppies Sequins

**INSTRUCTIONS**

This card is 3 3/4 x 3 3/4.



**TECHNIQUES:**

- Sponging
- Create your own DSP

**PAGE #:** 30

**CRAFTER LEVEL:** Artfully Avid

**CARD BASE SIZE:** Standard A2

### STAMPS

151527 - Stamp Set Cling Honey Bee

### PAPER

100730 - Cardstock 8-1/2" X 11" Whisper White, 101856 - Cardstock Vellum 8-1/2" X 11", 105117 - Cardstock 8-1/2" X 11" Pumpkin Pie, 122925 - Cardstock 8-1/2" X 11" Calypso Coral, 131199 - Cardstock 8-1/2" X 11" Crushed Curry, 149612 - Paper Watercolor Fluid 100

### INK

132708 - Memento Ink Pad Tuxedo Black, 147086 - Classic Stampin' Pad Pumpkin Pie, 147087 - Classic Stampin' Pad Crushed Curry, 147101 - Classic Stampin' Pad Calypso Coral

### TOOLS

103954 - Aqua Painters, 133773 - Sponge Daubers, 151526 - Detailed Bee Dies

### INSTRUCTIONS

After doing the rock n roll, soften the edges with a sponge dauber.

To color the bee, I masked the image then swiped the sponge dauber across it. Start on the paper but off the bee and swipe ink over the bee.



### TECHNIQUES:

- Watercolor Wash
- Rock 'n Roll Stamping
- Fussy cutting

**PAGE #:** 30

**CRAFTER LEVEL:** Avid

**CARD BASE SIZE:** Notecard

### STAMPS

151527 - Stamp Set Cling Honey Bee

### PAPER

100730 - Cardstock 8-1/2" X 11" Whisper White, 138337 - Cardstock 8-1/2" X 11" Mint Macaron, 150880 - Pretty Peacock 8-1/2" X 11" Cardstock

### INK

147090 - Classic Stampin' Pad Old Olive, 147106 - Classic Stampin' Pad Mint Macaron, 150083 - Pretty Peacock Classic Stampin' Pad, 151508 - Saddle Brown Stazon Ink Pad

### TOOLS

103683 - Mini Glue Dots, 104430 - Stampin' Dimensionals, 133773 - Sponge Daubers, 148551 - Big Shot Stitched Rectangle Dies, 151526 - Detailed Bee Dies

### EMBELLISHMENTS

104199 - Thread Linen

### INSTRUCTIONS

I colored the linen thread with the Saddle Brown StazOn.



### TECHNIQUES:

- Sponging
- Fussy cutting
- Create your own DSP

**PAGE #:** 30

**CRAFTER LEVEL:** Avid

**CARD BASE SIZE:** Narrow Notecard

### STAMPS

151527 - Stamp Set Cling Honey Bee

### PAPER

100730 - Cardstock 8-1/2" X 11" Whisper White, 101650 - Cardstock 8-1/2" X 11" Very Vanilla, 101856 - Cardstock Vellum 8-1/2" X 11", 101910 - Cardstock 8-1/2" X 11" Shimmery White, 146985 - Cardstock 8-1/2" X 11" Petal Pink, 151319 - Best Dressed Designer Series Paper

### INK

102283 - Versamark Pad, 147087 - Classic Stampin' Pad Crushed Curry, 147108 - Classic Stampin' Pad Petal Pink

### TOOLS

103683 - Mini Glue Dots, 103954 - Aqua Painters, 104430 - Stampin' Dimensionals, 151526 - Detailed Bee Dies

### EMBELLISHMENTS

104199 - Thread Linen, 141636 - Stampin' Emboss Powder Copper, 149444 - Crushed Curry 3/8" (1 Cm) Crinkled Seam Binding Ribbon

### INSTRUCTIONS

This card is 3x6".

I partially embossed the bee by direct to paper inking with the VersaMark pad.



### TECHNIQUES:

- Watercolor Wash
- Heat Embossing

**PAGE #:** 30

**CRAFTER LEVEL:** Artfully Avid

**CARD BASE SIZE:**

### STAMPS

151527 - Stamp Set Cling Honey Bee

### PAPER

101856 - Cardstock Vellum 8-1/2" X 11", 131199 - Cardstock 8-1/2" X 11" Crushed Curry, 142020 - Foil Sheets Copper, 146989 - Cardstock 8-1/2" X 11" Mango Melody, 151313 - Birthday Bonanza Designer Series Paper

### INK

131158 - Classic Stampin' Ink Refill Crushed Curry, 132708 - Memento Ink Pad Tuxedo Black, 144585 - Stampin' Blends Daffodil Delight Dark, 147944 - Stampin' Blends Mango Melody Dark

### TOOLS

126185 - Stampin' Spritzer, 151526 - Detailed Bee Dies, 151690 - Stitched So Sweetly Dies

### EMBELLISHMENTS

124262 - Baker's Twine Solid Whisper White, 151193 - Champagne Rhinestone Basic Jewels, 151320 - Best Dressed Tassels, 151326 - Whisper White 1/4" (6.4 Mm) Crinkled Seam Binding Ribbon

### INSTRUCTIONS

Heat set the memento after stamping on vellum.

I spritzed on the top right and bottom left only.

Color blends on the back side of the bee. (Mango Melody)

I colored the tassel and bakers twine with blends. (Daffodil Delight)

I scored the box every 2 3/4" and did a partial score in the middle of the sides.



### TECHNIQUES:

- Spritzing
- Stampin' Blends Coloring



**PAGE #:** 30

**CRAFTER LEVEL:** Avid

**CARD BASE SIZE:** Standard A2

**STAMPS**

151457 - Stamp Set Cling Forever Blossoms, 151612 - Stamp Set Cling Breathtaking Bouquet

**PAPER**

132622 - Foil Sheets Gold, 146986 - Cardstock 8-1/2" X 11" Highland Heather, 149612 - Paper Watercolor Fluid 100, 150880 - Pretty Peacock 8-1/2" X 11" Cardstock

**INK**

147087 - Classic Stampin' Pad Crushed Curry, 147091 - Classic Stampin' Pad Rich Razzleberry, 147103 - Classic Stampin' Pad Highland Heather, 147105 - Classic Stampin' Pad Balmy Blue, 147117 - Classic Stampin' Pad Sahara Sand, 147140 - Classic Stampin' Pad Lovely Lipstick, 150083 - Pretty Peacock Classic Stampin' Pad

**TOOLS**

103954 - Aqua Painters

**EMBELLISHMENTS**

109129 - Stampin' Emboss Powder Gold, 109132 - Stampin' Emboss Powder White, 147808 - 3/16" (4.8 Mm) Braided Linen Trim, 148561 - Sequins Adhesive-Backed Gingham Gala

**INSTRUCTIONS**

Card measures 5 3/4 x 4 5/8



**TECHNIQUES:**

- Watercoloring
- Heat Embossing
- Splattering

**PAGE #:** 30

**CRAFTER LEVEL:** Artfully Avid

**CARD BASE SIZE:** Standard A4

**STAMPS**

151612 - Stamp Set Cling Breathtaking Bouquet

**PAPER**

100730 - Cardstock 8-1/2" X 11" Whisper White, 131197 - Cardstock 8-1/2" X 11" Bermuda Bay

**INK**

101780 - Craft Stampin' Ink Refill Whisper White, 141709 - Watercolor Pencils, 147107 - Classic Stampin' Pad Pool Party, 149014 - Watercolor Pencils Assortment 2

**TOOLS**

104430 - Stampin' Dimensionals, 151503 - Coastal Weave 3D Embossing Folder, 151795 - Thank You Die

**EMBELLISHMENTS**

144219 - Basic Pearl Jewels

**INSTRUCTIONS**



**TECHNIQUES:**

- Watercolor Pencils Coloring
- Distressing
- Fussy cutting

**PAGE #:** 30

**CRAFTER LEVEL:** Avid

**CARD BASE SIZE:** Notecard

**STAMPS**

151668 - Stamp Set Photopolymer Perfectly Framed

**PAPER**

101856 - Cardstock Vellum 8-1/2" X 11", 120953 - Cardstock 8-1/2" X 11" Crumb Cake, 131201 - Cardstock 8-1/2" X 11" Pear Pizzazz, 140272 - Cardstock 8-1/2" X 11" Whisper White Thick

**INK**

147090 - Classic Stampin' Pad Old Olive, 147100 - Classic Stampin' Pad Blushing Bride, 148058 - Stampin' Blends Soft Sea Foam Dark, 150080 - Rococo Rose Classic Stampin' Pad

**TOOLS**

104430 - Stampin' Dimensionals, 151775 - Subtle 3D Embossing Folder

**EMBELLISHMENTS**

149485 - Magnolia Lane Ribbon Combo Pack, 151154 - From My Heart Faceted Gems

**INSTRUCTIONS**

Colored die-cut vellum frame with blend.



**TECHNIQUES:**

- Stamping off
- Blender Pen Coloring

**PAGE #:** 30

**CRAFTER LEVEL:** Avid

**CARD BASE SIZE:**

**STAMPS**

151668 - Stamp Set Photopolymer Perfectly Framed

**PAPER**

100730 - Cardstock 8-1/2" X 11" Whisper White, 100867 - Cardstock 8-1/2" X 11" Night Of Navy, 144645 - Mini Pizza Boxes

**INK**

102283 - Versamark Pad, 147087 - Classic Stampin' Pad Crushed Curry, 147098 - Classic Stampin' Pad Pacific Point, 147105 - Classic Stampin' Pad Balmy Blue, 147108 - Classic Stampin' Pad Petal Pink, 147110 - Classic Stampin' Pad Night Of Navy, 147168 - Classic Stampin' Ink Refill Balmy Blue

**TOOLS**

104430 - Stampin' Dimensionals, 126185 - Stampin' Spritzer, 150664 - Ornate Frames Dies, 151820 - Stitched Rectangles Dies

**EMBELLISHMENTS**

109132 - Stampin' Emboss Powder White, 148805 - Enamel Dots Happiness Blooms, 149444 - Crushed Curry 3/8" (1 Cm) Crinkled Seam Binding Ribbon

**INSTRUCTIONS**

Colored pizza box with refill and alcohol.



**TECHNIQUES:**

- Heat Embossing
- Modifying Paper Basics
- Other
- Spritzing
- Create your own DSP

**PAGE #:** 30

**CRAFTER LEVEL:** Artfully Avid

**CARD BASE SIZE:** Standard A2

#### STAMPS

151612 - Stamp Set Cling Breathtaking Bouquet, 151668 - Stamp Set Photopolymer Perfectly Framed

#### PAPER

121045 - Cardstock 8-1/2" X 11" Basic Black, 131199 - Cardstock 8-1/2" X 11" Crushed Curry, 140272 - Cardstock 8-1/2" X 11" Whisper White Thick, 149592 - Bird Ballad Designer Series Paper

#### INK

132708 - Memento Ink Pad Tuxedo Black, 144040 - Stampin' Blends Combo Pack Night Of Navy, 144608 - Stampin' Blends Color Lifter, 145058 - Stampin Blends Combo Pack Smoky Slate, 147138 - Classic Stampin' Pad Blueberry Bushel, 147941 - Stampin' Blends Basic Black Dark, 148544 - Stampin' Blends Balmy Blue Combo Pack

#### TOOLS

104430 - Stampin' Dimensionals, 149638 - Stitched Nested Labels Dies, 150664 - Ornate Frames Dies

#### EMBELLISHMENTS

147801 - Epoxy Droplets Frosted & Clear

#### INSTRUCTIONS



#### TECHNIQUES:

- Fussy cutting
- Stampin' Blends Coloring

**PAGE #:** 32

**CRAFTER LEVEL:** Avid

**CARD BASE SIZE:**

#### STAMPS

151567 - Stamp Set Photopolymer Bonanza Buddies

#### PAPER

131197 - Cardstock 8-1/2" X 11" Bermuda Bay, 131297 - Cardstock 8-1/2" X 11" Coastal Cabana, 149492 - Mini Shipping Boxes, 151313 - Birthday Bonanza Designer Series Paper

#### INK

101406 - Stazon Pad Jet Black, 147113 - Classic Stampin' Pad Smoky Slate, 150086 - Terracotta Tile Classic Stampin' Pad

#### TOOLS

103683 - Mini Glue Dots, 104430 - Stampin' Dimensionals, 119869 - Punch Circle 1/2" (1,3 Cm), 133782 - Punch Circle 2" (5,1 Cm), 138995 - Adhesive Tear & Tape, 151566 - Bonanza Dies

#### EMBELLISHMENTS

146281 - Embellishments Candle, 151310 - Assorted Pompoms, 151318 - Country Club Twine Combo Pack

#### INSTRUCTIONS



#### TECHNIQUES:

- Other

**PAGE #:** 32

**CRAFTER LEVEL:** Avid

**CARD BASE SIZE:** Notecard

**STAMPS**

151567 - Stamp Set Photopolymer Bonanza Buddies

**PAPER**

119683 - Cardstock 8-1/2" X 11" Daffodil Delight, 121045 - Cardstock 8-1/2" X 11" Basic Black, 131297 - Cardstock 8-1/2" X 11" Coastal Cabana, 151313 - Birthday Bonanza Designer Series Paper

**INK**

102283 - Versamark Pad, 147097 - Classic Stampin' Pad Coastal Cabana

**TOOLS**

103683 - Mini Glue Dots, 104332 - Adhesive Snail Permanent, 104430 - Stampin' Dimensionals, 145667 - Punch Tailored Tag, 151566 - Bonanza Dies

**EMBELLISHMENTS**

109132 - Stampin' Emboss Powder White, 151310 - Assorted Pompoms

**INSTRUCTIONS**



**TECHNIQUES:**

- Heat Embossing

**PAGE #:** 32

**CRAFTER LEVEL:** Artfully Avid

**CARD BASE SIZE:** Standard A2

**STAMPS**

151567 - Stamp Set Photopolymer Bonanza Buddies

**PAPER**

119683 - Cardstock 8-1/2" X 11" Daffodil Delight, 146972 - Cardstock 8-1/2" X 11" Grapefruit Grove, 146989 - Cardstock 8-1/2" X 11" Mango Melody, 150884 - Terracotta Tile 8-1/2" X 11" Cardstock, 151312 - 3" X 9" (7.6 X 22.9 Cm) Printed Gusseted Cellophane Bags, 151313 - Birthday Bonanza Designer Series Paper

**INK**

101406 - Stazon Pad Jet Black, 147093 - Classic Stampin' Pad Mango Melody, 147094 - Classic Stampin' Pad Daffodil Delight, 147096 - Classic Stampin' Pad Bermuda Bay

**TOOLS**

104332 - Adhesive Snail Permanent, 104430 - Stampin' Dimensionals, 151566 - Bonanza Dies

**EMBELLISHMENTS**

151310 - Assorted Pompoms, 151311 - Daffodil Delight 1/4" (6.4 Mm) Ruched Ribbon

**INSTRUCTIONS**

Create confetti by snipping lots of cardstock, and then create shaker card using glassine bags. Partial die-cut the banners on the right side of the card, and covered the line with the tag.



**TECHNIQUES:**

- Other

**PAGE #:** 32      **CRAFTER LEVEL:** Artfully Avid      **CARD BASE SIZE:** Standard A2

#### STAMPS

151567 - Stamp Set Photopolymer Bonanza Buddies

#### PAPER

140272 - Cardstock 8-1/2" X 11" Whisper White Thick, 150884 - Terracotta Tile 8-1/2" X 11" Cardstock, 151313 - Birthday Bonanza Designer Series Paper

#### INK

101406 - Stazon Pad Jet Black

#### TOOLS

104332 - Adhesive Snail Permanent, 104430 - Stampin' Dimensionals, 151566 - Bonanza Dies, 151770 - Layering Circles Dies, 151820 - Stitched Rectangles Dies

#### EMBELLISHMENTS

142314 - Window Sheets, 151310 - Assorted Pompoms

#### INSTRUCTIONS



#### TECHNIQUES:

- Other

**PAGE #:** 32      **CRAFTER LEVEL:** Avid      **CARD BASE SIZE:**

#### STAMPS

151567 - Stamp Set Photopolymer Bonanza Buddies

#### PAPER

121045 - Cardstock 8-1/2" X 11" Basic Black, 131197 - Cardstock 8-1/2" X 11" Bermuda Bay, 151313 - Birthday Bonanza Designer Series Paper

#### INK

102283 - Versamark Pad, 147096 - Classic Stampin' Pad Bermuda Bay

#### TOOLS

138995 - Adhesive Tear & Tape, 141491 - Punch Classic Label, 141825 - Adhesive Foam Strips, 151566 - Bonanza Dies

#### EMBELLISHMENTS

109132 - Stampin' Emboss Powder White, 151310 - Assorted Pompoms

#### INSTRUCTIONS



#### TECHNIQUES:

- Heat Embossing

**PAGE #:** 32

**CRAFTER LEVEL:** Avid

**CARD BASE SIZE:**

**STAMPS**

151567 - Stamp Set Photopolymer Bonanza Buddies

**PAPER**

140272 - Cardstock 8-1/2" X 11" Whisper White Thick, 146989 - Cardstock 8-1/2" X 11" Mango Melody, 150884 - Terracotta Tile 8-1/2" X 11" Cardstock, 151313 - Birthday Bonanza Designer Series Paper

**INK**

101406 - Stazon Pad Jet Black, 141709 - Watercolor Pencils, 147094 - Classic Stampin' Pad Daffodil Delight, 147096 - Classic Stampin' Pad Bermuda Bay, 147097 - Classic Stampin' Pad Coastal Cabana, 147142 - Classic Stampin' Pad Grapefruit Grove

**TOOLS**

104430 - Stampin' Dimensionals, 138995 - Adhesive Tear & Tape, 141825 - Adhesive Foam Strips, 151566 - Bonanza Dies

**EMBELLISHMENTS**

151310 - Assorted Pompoms



**TECHNIQUES:**

- Other

**INSTRUCTIONS**

**PAGE #:** 32

**CRAFTER LEVEL:** Casual

**CARD BASE SIZE:**

**STAMPS**

151567 - Stamp Set Photopolymer Bonanza Buddies

**PAPER**

131197 - Cardstock 8-1/2" X 11" Bermuda Bay, 131297 - Cardstock 8-1/2" X 11" Coastal Cabana, 146972 - Cardstock 8-1/2" X 11" Grapefruit Grove, 150884 - Terracotta Tile 8-1/2" X 11" Cardstock, 151312 - 3" X 9" (7.6 X 22.9 Cm) Printed Gusseted Cellophane Bags

**INK**

147096 - Classic Stampin' Pad Bermuda Bay, 150086 - Terracotta Tile Classic Stampin' Pad

**TOOLS**

104332 - Adhesive Snail Permanent, 119869 - Punch Circle 1/2" (1.3 Cm), 151296 - Label Me Lovely Punch

**EMBELLISHMENTS**

124262 - Baker's Twine Solid Whisper White, 149480 - Mint Macaron 1/4" (6.4 Mm) Textile Ribbon, 149705 - Terracotta Tile 1/2" (1.3 Cm) Scalloped Linen Ribbon, 151311 - Daffodil Delight 1/4" (6.4 Mm) Ruched Ribbon, 151326 - Whisper White 1/4" (6.4 Mm) Crinkled Seam Binding Ribbon



**TECHNIQUES:**

- Other

**INSTRUCTIONS**





**PAGE #:** 32

**CRAFTER LEVEL:** Avid

**CARD BASE SIZE:**

**STAMPS**

151567 - Stamp Set Photopolymer Bonanza Buddies

**PAPER**

131197 - Cardstock 8-1/2" X 11" Bermuda Bay, 146972 - Cardstock 8-1/2" X 11" Grapefruit Grove, 146989 - Cardstock 8-1/2" X 11" Mango Melody, 150884 - Terracotta Tile 8-1/2" X 11" Cardstock, 151313 - Birthday Bonanza Designer Series Paper

**INK**

101406 - Stazon Pad Jet Black, 147093 - Classic Stampin' Pad Mango Melody, 147094 - Classic Stampin' Pad Daffodil Delight, 147096 - Classic Stampin' Pad Bermuda Bay, 147097 - Classic Stampin' Pad Coastal Cabana, 147113 - Classic Stampin' Pad Smoky Slate, 150086 - Terracotta Tile Classic Stampin' Pad

**TOOLS**

104430 - Stampin' Dimensionals, 138995 - Adhesive Tear & Tape, 151566 - Bonanza Dies, 151770 - Layering Circles Dies

**EMBELLISHMENTS**

151310 - Assorted Pompoms

**INSTRUCTIONS**



**TECHNIQUES:**

- Other

**PAGE #:** 32

**CRAFTER LEVEL:** Avid

**CARD BASE SIZE:** Narrow Notecard

**STAMPS**

151567 - Stamp Set Photopolymer Bonanza Buddies

**PAPER**

101856 - Cardstock Vellum 8-1/2" X 11", 120953 - Cardstock 8-1/2" X 11" Crumb Cake, 131197 - Cardstock 8-1/2" X 11" Bermuda Bay, 131297 - Cardstock 8-1/2" X 11" Coastal Cabana, 146972 - Cardstock 8-1/2" X 11" Grapefruit Grove, 151313 - Birthday Bonanza Designer Series Paper

**INK**

150086 - Terracotta Tile Classic Stampin' Pad

**TOOLS**

104430 - Stampin' Dimensionals, 151566 - Bonanza Dies, 151811 - Corrugated 3D Embossing Folder, 152323 - Stitched Shapes Dies

**INSTRUCTIONS**



**TECHNIQUES:**

- Other

**PAGE #:** 34

**CRAFTER LEVEL:** Avid

**CARD BASE SIZE:** Standard A4

### STAMPS

151567 - Stamp Set Photopolymer Bonanza Buddies

### PAPER

121045 - Cardstock 8-1/2" X 11" Basic Black, 131197 - Cardstock 8-1/2" X 11" Bermuda Bay, 131297 - Cardstock 8-1/2" X 11" Coastal Cabana, 132622 - Foil Sheets Gold, 140272 - Cardstock 8-1/2" X 11" Whisper White Thick, 146972 - Cardstock 8-1/2" X 11" Grapefruit Grove, 146989 - Cardstock 8-1/2" X 11" Mango Melody, 151313 - Birthday Bonanza Designer Series Paper

### INK

101406 - Stazon Pad Jet Black, 102283 - Versamark Pad, 147093 - Classic Stampin' Pad Mango Melody, 147097 - Classic Stampin' Pad Coastal Cabana, 147113 - Classic Stampin' Pad Smoky Slate, 147142 - Classic Stampin' Pad Grapefruit Grove

### TOOLS

103683 - Mini Glue Dots, 104332 - Adhesive Snail Permanent, 104430 - Stampin' Dimensionals, 151566 - Bonanza Dies, 151820 - Stitched Rectangles Dies

### EMBELLISHMENTS

151310 - Assorted Pompoms, 151318 - Country Club Twine Combo Pack

### INSTRUCTIONS



### TECHNIQUES:

- Modifying Ribbon/Trim
- Heat Embossing

**PAGE #:** 34

**CRAFTER LEVEL:** Artfully Avid

**CARD BASE SIZE:**

### STAMPS

151567 - Stamp Set Photopolymer Bonanza Buddies

### PAPER

119683 - Cardstock 8-1/2" X 11" Daffodil Delight, 121045 - Cardstock 8-1/2" X 11" Basic Black, 131197 - Cardstock 8-1/2" X 11" Bermuda Bay, 131297 - Cardstock 8-1/2" X 11" Coastal Cabana, 146972 - Cardstock 8-1/2" X 11" Grapefruit Grove, 146989 - Cardstock 8-1/2" X 11" Mango Melody, 150884 - Terracotta Tile 8-1/2" X 11" Cardstock, 151312 - 3" X 9" (7.6 X 22.9 Cm) Printed Gusseted Cellophane Bags, 151313 - Birthday Bonanza Designer Series Paper

### INK

147093 - Classic Stampin' Pad Mango Melody, 147094 - Classic Stampin' Pad Daffodil Delight, 147096 - Classic Stampin' Pad Bermuda Bay, 147097 - Classic Stampin' Pad Coastal Cabana, 147142 - Classic Stampin' Pad Grapefruit Grove, 150086 - Terracotta Tile Classic Stampin' Pad

### TOOLS

104430 - Stampin' Dimensionals, 138299 - Punch Circle 1-1/2" (3,8 Cm), 151566 - Bonanza Dies

### EMBELLISHMENTS

151311 - Daffodil Delight 1/4" (6.4 Mm) Ruched Ribbon

### INSTRUCTIONS



### TECHNIQUES:

- Fussy cutting
- Modifying Paper Basics

**PAGE #:** 34

**CRAFTER LEVEL:** Avid

**CARD BASE SIZE:** Notecard

### STAMPS

151567 - Stamp Set Photopolymer Bonanza Buddies, 151699 - Stamp Set Photopolymer Morning Star

### PAPER

140272 - Cardstock 8-1/2" X 11" Whisper White Thick, 146972 - Cardstock 8-1/2" X 11" Grapefruit Grove, 146985 - Cardstock 8-1/2" X 11" Petal Pink

### INK

101406 - Stazon Pad Jet Black, 141709 - Watercolor Pencils, 147941 - Stampin' Blends Basic Black Dark

### TOOLS

104430 - Stampin' Dimensionals, 143717 - Punch Starburst, 151566 - Bonanza Dies, 151770 - Layering Circles Dies

### EMBELLISHMENTS

144219 - Basic Pearl Jewels

### KITS

151255 - Tropical Oasis Memories & More Card Pack

### INSTRUCTIONS



#### TECHNIQUES:

- Watercolor Pencils Coloring
- Modifying Embellishments

**PAGE #:** 35

**CRAFTER LEVEL:** Casual

**CARD BASE SIZE:** Notecard

### STAMPS

151571 - Stamp Set Cling Birthday Jubilee

### PAPER

100730 - Cardstock 8-1/2" X 11" Whisper White, 105118 - Cardstock 8-1/2" X 11" So Saffron, 146988 - Cardstock 8-1/2" X 11" Soft Sea Foam, 151252 - Tropical Oasis Designer Series Paper

### INK

147090 - Classic Stampin' Pad Old Olive, 147105 - Classic Stampin' Pad Balmy Blue, 147109 - Classic Stampin' Pad So Saffron, 147163 - Classic Stampin' Ink Refill Granny Apple Green, 150080 - Rococo Rose Classic Stampin' Pad, 151508 - Saddle Brown Stazon Ink Pad

### TOOLS

104332 - Adhesive Snail Permanent, 104430 - Stampin' Dimensionals, 133773 - Sponge Daubers, 138309 - Glue Pen Fine-Tip, 151576 - Jubilee Beauty Dies

### EMBELLISHMENTS

147808 - 3/16" (4.8 Mm) Braided Linen Trim, 151154 - From My Heart Faceted Gems



#### TECHNIQUES:

- Sponging

### INSTRUCTIONS

Sponge dauber various colors to color in flowers and leaves. Daub off on scratch paper to get colors lighter, instead of saturated.

**PAGE #:** 35

**CRAFTER LEVEL:** Avid

**CARD BASE SIZE:** Square 3"

**STAMPS**

151571 - Stamp Set Cling Birthday Jubilee

**PAPER**

105118 - Cardstock 8-1/2" X 11" So Saffron, 122925 - Cardstock 8-1/2" X 11" Calypso Coral, 131201 - Cardstock 8-1/2" X 11" Pear Pizzazz, 146972 - Cardstock 8-1/2" X 11" Grapefruit Grove, 146988 - Cardstock 8-1/2" X 11" Soft Sea Foam

**INK**

102283 - Versamark Pad

**TOOLS**

104331 - Adhesive Refill Snail Permanent, 104430 - Stampin' Dimensionals, 110755 - Glue Liquid Multipurpose, 151576 - Jubilee Beauty Dies

**EMBELLISHMENTS**

104199 - Thread Linen, 109132 - Stampin' Emboss Powder White, 148805 - Enamel Dots Happiness Blooms

**INSTRUCTIONS**

On a 3"x3" card base, add corner die into one corner. Run through die cut machine with card base open so that back is not cut through. Repeat for other 3 corners. Back card base with Whisper White cardstock, cut slightly smaller than 3"x3". Wrap with twine twice and tie bow. Add sentiment with Dimensionals.



**TECHNIQUES:**

- Heat Embossing

**PAGE #:** 35

**CRAFTER LEVEL:** Avid

**CARD BASE SIZE:**

**STAMPS**

151571 - Stamp Set Cling Birthday Jubilee

**PAPER**

100730 - Cardstock 8-1/2" X 11" Whisper White, 100867 - Cardstock 8-1/2" X 11" Night Of Navy, 102584 - Cardstock 8-1/2" X 11" Garden Green, 131297 - Cardstock 8-1/2" X 11" Coastal Cabana, 146990 - Cardstock 8-1/2" X 11" Granny Apple Green

**INK**

147050 - Classic Stampin' Pad Poppy Parade, 147107 - Classic Stampin' Pad Pool Party

**TOOLS**

110755 - Glue Liquid Multipurpose, 138309 - Glue Pen Fine-Tip, 144108 - Stampin' Dimensionals Mini, 151576 - Jubilee Beauty Dies, 152323 - Stitched Shapes Dies

**EMBELLISHMENTS**

149498 - Sequin Assortment Woven Threads, 151318 - Country Club Twine Combo Pack

**INSTRUCTIONS**

Run die panel through die cutting machine twice. Adhere both pieces to Night of Navy yardstick that is cut just slightly smaller than both die cut pieces. Be careful to cut just shorter than scallops on both sides, but long enough for the tear drop shapes in each scallop to show cardstock all the way through. Hot glue panel onto cut down bamboo dowel. I cut mine down with scissors to 5 inches, since the bamboo is soft. Hot glue Poppy Baker's Twine around both ends of dowel and knot ends. For extra texture, I slightly undid the ends of the baker's twine and didn't glue down all the way. Undo the ends of the baker's twine in the bow, below the sentiment, and then knot. For sprig pieces at bottom of sentiment, reverse leaves to have them bend the opposite way of what was intended.



**TECHNIQUES:**

- Modifying Ribbon/Trim

**PAGE #:** 35

**CRAFTER LEVEL:** Avid

**CARD BASE SIZE:** Standard A2

### STAMPS

151571 - Stamp Set Cling Birthday Jubilee

### PAPER

101650 - Cardstock 8-1/2" X 11" Very Vanilla, 101856 - Cardstock Vellum 8-1/2" X 11", 120953 - Cardstock 8-1/2" X 11" Crumb Cake, 140272 - Cardstock 8-1/2" X 11" Whisper White Thick, 146985 - Cardstock 8-1/2" X 11" Petal Pink

### INK

122933 - Classic Stampin' Ink Refill Pool Party, 147052 - Classic Stampin' Pad Flirty Flamingo, 147097 - Classic Stampin' Pad Coastal Cabana, 147115 - Classic Stampin' Pad Soft Suede

### TOOLS

104430 - Stampin' Dimensionals, 133773 - Sponge Daubers, 138309 - Glue Pen Fine-Tip, 151576 - Jubilee Beauty Dies

### EMBELLISHMENTS

151154 - From My Heart Faceted Gems, 151318 - Country Club Twine Combo Pack, 151320 - Best Dressed Tassels

### INSTRUCTIONS

Diecut panel piece (that does not have half circle at the end) onto Thick Whisper White Cardstock. This will be your stencil. Tape stencil down onto Very Vanilla panel, that is twice the size of the stencil. Carefully cover up scallop border, but not covering up tear drops that go into each scallop, with low tack tape such as painters tape. Tape off all 4 sides. Use inked up sponge dauber to get onto Very Vanilla panel. Take special care over smaller areas and repeat ink application as needed. I started with Coastal Cabana as the base and then layered Pool Party over the top. Carefully remove tape and flip stencil over to create mirror image and repeat to ink other side. Cut down tassels slightly, so length doesn't feel too long on a card.



### TECHNIQUES:

- Sponging
- Modifying Embellishments
- Create your own DSP
- Other

**PAGE #:** 35

**CRAFTER LEVEL:** Avid

**CARD BASE SIZE:** Standard A2

### STAMPS

151571 - Stamp Set Cling Birthday Jubilee

### PAPER

100702 - Cardstock 8-1/2" X 11" Old Olive, 146970 - Cardstock 8-1/2" X 11" Lovely Lipstick

### INK

132708 - Memento Ink Pad Tuxedo Black, 144585 - Stampin' Blends Daffodil Delight Dark, 144597 - Stampin' Blends Combo Pack Old Olive, 147111 - Classic Stampin' Pad Mossy Meadow, 147278 - Stampin' Blends Combo Pack Flirty Flamingo, 147281 - Stampin' Blends Combo Pack Lovely Lipstick

### TOOLS

103683 - Mini Glue Dots, 104430 - Stampin' Dimensionals, 110755 - Glue Liquid Multipurpose, 151576 - Jubilee Beauty Dies

### EMBELLISHMENTS

144220 - Basic Rhinestone Jewels, 146954 - Ribbon Grosgrain 1/8" (3.2 Mm) Grapefruit Grove

### INSTRUCTIONS

To create peak through edge on both sides of card front, lay card front flat down on die cutting machine and line up border die to edge of cardstock and just below score line of card. Make sure card is open. Run through machine. Re-align border die to be just above bottom of card and so that the die overlaps what was already cut out. This will help ensure perfect placement. To create Sahara Sand panel in the middle of card, cut out twice and slightly overlap panels in the middle and glue together. Use flower die cuts to cover up overlap, as well as Happy Birthday sentiment. For coloring of flowers, use Flirty Flamingo in flower centers, light and dark. Go over with Dark Daffodil Delight. This will help the centers to appear slightly orange. For the really tight areas, I used the bullet nib end of the blends.



### TECHNIQUES:

- Other
- Stampin' Blends Coloring



**PAGE #:** 36

**CRAFTER LEVEL:** Avid

**CARD BASE SIZE:**

**STAMPS**

151631 - Stamp Cling Label Me Bold

**PAPER**

100730 - Cardstock 8-1/2" X 11" Whisper White, 101856 - Cardstock Vellum 8-1/2" X 11", 121045 - Cardstock 8-1/2" X 11" Basic Black, 144645 - Mini Pizza Boxes

**INK**

102283 - Versamark Pad, 147052 - Classic Stampin' Pad Flirty Flamingo, 147108 - Classic Stampin' Pad Petal Pink, 147169 - Classic Stampin' Ink Refill Petal Pink

**TOOLS**

126185 - Stampin' Spritzer, 138309 - Glue Pen Fine-Tip, 144108 - Stampin' Dimensionals Mini

**EMBELLISHMENTS**

124262 - Baker's Twine Solid Whisper White, 149512 - Stampin' Emboss Powder Shimmer Black, 151325 - Peaceful Poppies Sequins

**INSTRUCTIONS**



**TECHNIQUES:**

- Spritzing
- Heat Embossing

**PAGE #:** 36

**CRAFTER LEVEL:** Avid

**CARD BASE SIZE:** Memories & More

**STAMPS**

151631 - Stamp Cling Label Me Bold

**PAPER**

100730 - Cardstock 8-1/2" X 11" Whisper White, 131297 - Cardstock 8-1/2" X 11" Coastal Cabana, 149613 - Paper Designer Series 6" X 6" (15.2 X 15.2 Cm) Brights

**INK**

147052 - Classic Stampin' Pad Flirty Flamingo, 147094 - Classic Stampin' Pad Daffodil Delight, 147097 - Classic Stampin' Pad Coastal Cabana, 150083 - Pretty Peacock Classic Stampin' Pad

**TOOLS**

103954 - Aqua Painters

**EMBELLISHMENTS**

138402 - Thread Metallic Silver, 151154 - From My Heart Faceted Gems

**INSTRUCTIONS**

The card measurements are 4" x 8 1/2"



**TECHNIQUES:**

- Splattering



**PAGE #:** 36

**CRAFTER LEVEL:** Avid

**CARD BASE SIZE:** Notecard

### STAMPS

151643 - Stamp Set Photopolymer Special Someone

### PAPER

100730 - Cardstock 8-1/2" X 11" Whisper White, 149615 - Paper Designer Series 6" X 6" (15.2 X 15.2 Cm) Subtles

### INK

101406 - Stazon Pad Jet Black, 147051 - Classic Stampin' Pad Melon Mambo, 147095 - Classic Stampin' Pad Granny Apple Green, 147105 - Classic Stampin' Pad Balmy Blue, 147117 - Classic Stampin' Pad Sahara Sand

### TOOLS

103579 - Scissors Paper Snips, 133773 - Sponge Daubers, 151771 - Layering Ovals Dies

### INSTRUCTIONS



#### TECHNIQUES:

- Sponging

**PAGE #:** 36

**CRAFTER LEVEL:** Avid

**CARD BASE SIZE:** Square 3"

### STAMPS

151686 - Stamp Set Cling Witty-Cisms

### PAPER

100730 - Cardstock 8-1/2" X 11" Whisper White, 146985 - Cardstock 8-1/2" X 11" Petal Pink, 146988 - Cardstock 8-1/2" X 11" Soft Sea Foam, 151322 - Best Dressed 3" X 3" (7.6 X 7.6 Cm) Note Cards & Envelopes

### INK

141709 - Watercolor Pencils, 141897 - Wink Of Stella Clear Glitter Brush, 141979 - Embossing Paste White, 147089 - Classic Stampin' Pad Garden Green

### TOOLS

104430 - Stampin' Dimensionals, 110755 - Glue Liquid Multipurpose, 142808 - Palette Knives, 143721 - Punch Border Decorative Ribbon, 144103 - Decorative Masks Pattern Party, 149638 - Stitched Nested Labels Dies

### EMBELLISHMENTS

146912 - Ribbon Tulle Polka Dot 5/8" (1.6 Cm) Whisper White, 147808 - 3/16" (4.8 Mm) Braided Linen Trim, 151193 - Champagne Rhinestone Basic Jewels, 151318 - Country Club Twine Combo Pack



#### TECHNIQUES:

- Embossing Paste
- Watercolor Pencils Coloring
- Masking
- Modifying Ribbon/Trim
- Fussy cutting

### INSTRUCTIONS

Cover up sentiment on graduation cap stamp. I use Scotch tape but you can use wash or a post it note. Ink up cap with Stazon black ink and stamp.  
Color in with Wink of Stella and then once dry, lightly color with black watercolor pencil, for shadowing. Fussy cut.  
Clean stamp and cover up graduation cap. Ink up sentiment and stamp.  
Use embossing paste with diamond stencil onto card base.  
Slightly unwind ends of baker's twine.  
Double up dimensional behind graduation cap and label.

**PAGE #:** 36

**CRAFTER LEVEL:** Avid

**CARD BASE SIZE:** Standard A4

**STAMPS**

151643 - Stamp Set Photopolymer Special Someone

**PAPER**

100730 - Cardstock 8-1/2" X 11" Whisper White, 120953 - Cardstock 8-1/2" X 11" Crumb Cake, 121043 - Cardstock 8-1/2" X 11" Sahara Sand, 149101 - Perennial Essence 12" X 12" (30.5X 30.5 Cm) Vellum Cardstock

**INK**

101780 - Craft Stampin' Ink Refill Whisper White, 141709 - Watercolor Pencils, 147115 - Classic Stampin' Pad Soft Suede, 149014 - Watercolor Pencils Assortment 2

**TOOLS**

151475 - Lasting Elegance Dies, 151690 - Stitched So Sweetly Dies

**EMBELLISHMENTS**

149491 - Follow Your Art Embellishment Kit, 151315 - Country Club Elements

**INSTRUCTIONS**



**TECHNIQUES:**

- Watercolor Pencils Coloring
- Sponging

**PAGE #:** 36

**CRAFTER LEVEL:** Avid

**CARD BASE SIZE:**

**STAMPS**

151643 - Stamp Set Photopolymer Special Someone

**PAPER**

100730 - Cardstock 8-1/2" X 11" Whisper White, 120953 - Cardstock 8-1/2" X 11" Crumb Cake, 149101 - Perennial Essence 12" X 12" (30.5X 30.5 Cm) Vellum Cardstock

**INK**

132708 - Memento Ink Pad Tuxedo Black, 144605 - Stampin' Blends Combo Pack Pool Party, 147090 - Classic Stampin' Pad Old Olive, 147276 - Stampin' Blends Combo Pack Highland Heather, 147945 - Stampin' Blends Mango Melody Combo Pack

**TOOLS**

103579 - Scissors Paper Snips, 143721 - Punch Border Decorative Ribbon, 149518 - Punch Tag Topper Delightful

**EMBELLISHMENTS**

151254 - 5/16" (8 Mm) Braided Burlap Trim

**INSTRUCTIONS**



**TECHNIQUES:**

- Stampin' Blends Coloring

**PAGE #:** 36

**CRAFTER LEVEL:** Casual

**CARD BASE SIZE:** Notecard

**STAMPS**

151686 - Stamp Set Cling Witty-Cisms

**PAPER**

138337 - Cardstock 8-1/2" X 11" Mint Macaron, 149612 - Paper Watercolor Fluid 100, 149615 - Paper Designer Series 6" X 6" (15.2 X 15.2 Cm) Subtles

**INK**

138331 - Classic Stampin' Ink Refill Mint Macaron, 150089 - Rococo Rose Classic Stampin' Ink Refill, 151508 - Saddle Brown Stazon Ink Pad

**TOOLS**

103954 - Aqua Painters, 104332 - Adhesive Snail Permanent, 104430 - Stampin' Dimensionals, 151297 - Label Me Fancy Punch

**EMBELLISHMENTS**

148764 - Ribbon Flax 5/8" (1.6 Cm) Whisper White, 149445 - Library Clips Mini, 149485 - Magnolia Lane Ribbon Combo Pack

**INSTRUCTIONS**



**TECHNIQUES:**

- Watercolor Wash

**PAGE #:** 36

**CRAFTER LEVEL:** Avid

**CARD BASE SIZE:** Square 3"

**STAMPS**

151686 - Stamp Set Cling Witty-Cisms

**PAPER**

100730 - Cardstock 8-1/2" X 11" Whisper White, 132622 - Foil Sheets Gold, 133676 - Cardstock 8-1/2" X 11" Mossy Meadow, 150884 - Terracotta Tile 8-1/2" X 11" Cardstock

**INK**

102283 - Versamark Pad, 102566 - Stazon Ink Refill Jet Black, 132708 - Memento Ink Pad Tuxedo Black, 144594 - Stampin' Blends Pool Party Dark, 147282 - Stampin' Blends Combo Pack Call Me Clover, 148059 - Stampin' Blends Combo Pack Soft Sea Foam, 148545 - Stampin' Blends Mossy Meadow Light, 150089 - Rococo Rose Classic Stampin' Ink Refill, 150093 - Terracotta Tile Classic Stampin' Ink Refill

**TOOLS**

103954 - Aqua Painters, 104332 - Adhesive Snail Permanent, 104430 - Stampin' Dimensionals, 138309 - Glue Pen Fine-Tip, 151566 - Bonanza Dies

**EMBELLISHMENTS**

104199 - Thread Linen, 109132 - Stampin' Emboss Powder White, 151154 - From My Heart Faceted Gems

**INSTRUCTIONS**

to splatter, ink up aqua painter with re-inker color on brush end. Push brush against inside of lid towards paper for splatter. Clean off brush and change color and continue to splatter.



**TECHNIQUES:**

- Splattering
- Masking
- Stampin' Blends Coloring
- Heat Embossing

**PAGE #:** 38

**CRAFTER LEVEL:** Avid

**CARD BASE SIZE:** Square 3"

### STAMPS

151497 - Stamp Set Cling Timeless Tropical

### PAPER

100702 - Cardstock 8-1/2" X 11" Old Olive, 100730 - Cardstock 8-1/2" X 11" Whisper White, 101856 - Cardstock Vellum 8-1/2" X 11", 149612 - Paper Watercolor Fluid 100, 150880 - Pretty Peacock 8-1/2" X 11" Cardstock, 151252 - Tropical Oasis Designer Series Paper

### INK

147090 - Classic Stampin' Pad Old Olive, 147094 - Classic Stampin' Pad Daffodil Delight, 151508 - Saddle Brown Stazon Ink Pad

### TOOLS

103954 - Aqua Painters

### EMBELLISHMENTS

151253 - Tropical Oasis Trinkets

### KITS

151255 - Tropical Oasis Memories & More Card Pack

### INSTRUCTIONS

Made envelope using scoring and trimming.



### TECHNIQUES:

- Watercoloring

**PAGE #:** 38

**CRAFTER LEVEL:** Avid

**CARD BASE SIZE:** Memories & More

### INK

147158 - Stampin' Write Markers Neutrals

### TOOLS

110755 - Glue Liquid Multipurpose

### EMBELLISHMENTS

151253 - Tropical Oasis Trinkets

### STORAGE

144205 - Photo Pocket Pages 6X8 Variety Pack

### KITS

151255 - Tropical Oasis Memories & More Card Pack

### INSTRUCTIONS

Used Early Espresso Stampin' Write marker for journaling



### TECHNIQUES:

- Fussy cutting

**PAGE #:** 38

**CRAFTER LEVEL:** Avid

**CARD BASE SIZE:** Notecard

**STAMPS**

151497 - Stamp Set Cling Timeless Tropical

**PAPER**

100730 - Cardstock 8-1/2" X 11" Whisper White, 120953 - Cardstock 8-1/2" X 11" Crumb Cake, 150884 - Terracotta Tile 8-1/2" X 11" Cardstock, 151252 - Tropical Oasis Designer Series Paper

**INK**

147114 - Classic Stampin' Pad Early Espresso, 150083 - Pretty Peacock Classic Stampin' Pad

**TOOLS**

104430 - Stampin' Dimensionals, 151297 - Label Me Fancy Punch, 151495 - In The Tropics Dies

**EMBELLISHMENTS**

104199 - Thread Linen, 151254 - 5/16" (8 Mm) Braided Burlap Trim

**INSTRUCTIONS**

Used Jennifer McGuire's online tutorial on "partial die cutting" to partially cut the palm trees. Also, I modified the punch by placing piece on post-it and reinserting into the punch to create a smaller label shape.



**TECHNIQUES:**

- Modifying Punch/Dies

**PAGE #:** 38

**CRAFTER LEVEL:** Avid

**CARD BASE SIZE:** Standard A2

**STAMPS**

151497 - Stamp Set Cling Timeless Tropical

**PAPER**

101650 - Cardstock 8-1/2" X 11" Very Vanilla, 150884 - Terracotta Tile 8-1/2" X 11" Cardstock

**INK**

141709 - Watercolor Pencils, 147114 - Classic Stampin' Pad Early Espresso, 151508 - Saddle Brown Stazon Ink Pad

**TOOLS**

104430 - Stampin' Dimensionals, 151495 - In The Tropics Dies, 151770 - Layering Circles Dies

**EMBELLISHMENTS**

149607 - Faceted Dots In Color 2019-2021, 151254 - 5/16" (8 Mm) Braided Burlap Trim

**INSTRUCTIONS**

Added some of the stazon ink to the embossed piece.



**TECHNIQUES:**

- Watercolor Pencils Coloring

PAGE #: 38

CRAFTER LEVEL: Avid

CARD BASE SIZE: Notecard

### STAMPS

151497 - Stamp Set Cling Timeless Tropical

### PAPER

100702 - Cardstock 8-1/2" X 11" Old Olive, 100730 - Cardstock 8-1/2" X 11" Whisper White, 119683 - Cardstock 8-1/2" X 11" Daffodil Delight, 122924 - Cardstock 8-1/2" X 11" Pool Party, 151252 - Tropical Oasis Designer Series Paper

### INK

144574 - Stampin' Blends Old Olive Light, 144582 - Stampin' Blends Crumb Cake Light, 146866 - Stampin' Blends Petal Pink Light, 146871 - Stampin' Blends Petal Pink Dark, 147108 - Classic Stampin' Pad Petal Pink, 147155 - Stampin' Write Markers Regals, 147158 - Stampin' Write Markers Neutrals, 150083 - Pretty Peacock Classic Stampin' Pad

### TOOLS

104331 - Adhesive Refill Snail Permanent, 104430 - Stampin' Dimensionals, 151495 - In The Tropics Dies, 151820 - Stitched Rectangles Dies

### EMBELLISHMENTS

124262 - Baker's Twine Solid Whisper White, 148561 - Sequins Adhesive-Backed Gingham Gala

### KITS

151255 - Tropical Oasis Memories & More Card Pack

### INSTRUCTIONS

Used Old Olive and Early Espresso markers to color palm trees. Added blends to add more color.



### TECHNIQUES:

- Stampin' Blends Coloring

PAGE #: 38

CRAFTER LEVEL: Avid

CARD BASE SIZE:

### STAMPS

151497 - Stamp Set Cling Timeless Tropical

### PAPER

100702 - Cardstock 8-1/2" X 11" Old Olive, 101650 - Cardstock 8-1/2" X 11" Very Vanilla, 105118 - Cardstock 8-1/2" X 11" So Saffron, 146972 - Cardstock 8-1/2" X 11" Grapefruit Grove, 147018 - Pillow Boxes Kraft, 151252 - Tropical Oasis Designer Series Paper

### INK

150083 - Pretty Peacock Classic Stampin' Pad, 151508 - Saddle Brown Stazon Ink Pad

### TOOLS

104430 - Stampin' Dimensionals, 133324 - Punch Tag Topper Scalloped, 138995 - Adhesive Tear & Tape, 141337 - Sponges Stamping, 151495 - In The Tropics Dies

### EMBELLISHMENTS

104199 - Thread Linen, 149607 - Faceted Dots In Color 2019-2021, 151254 - 5/16" (8 Mm) Braided Burlap Trim



### TECHNIQUES:

- Distressing

### INSTRUCTIONS

turned pillow box inside out. Distressed with sponge and StazOn.



**PAGE #:** 38

**CRAFTER LEVEL:** Avid

**CARD BASE SIZE:** Standard A2

**STAMPS**

151497 - Stamp Set Cling Timeless Tropical

**PAPER**

100702 - Cardstock 8-1/2" X 11" Old Olive, 100730 - Cardstock 8-1/2" X 11" Whisper White, 120953 - Cardstock 8-1/2" X 11" Crumb Cake, 122925 - Cardstock 8-1/2" X 11" Calypso Coral, 146972 - Cardstock 8-1/2" X 11" Grapefruit Grove, 146985 - Cardstock 8-1/2" X 11" Petal Pink, 150884 - Terracotta Tile 8-1/2" X 11" Cardstock, 151252 - Tropical Oasis Designer Series Paper

**INK**

150086 - Terracotta Tile Classic Stampin' Pad

**TOOLS**

104430 - Stampin' Dimensionals, 110755 - Glue Liquid Multipurpose, 151495 - In The Tropics Dies, 151503 - Coastal Weave 3D Embossing Folder

**EMBELLISHMENTS**

104199 - Thread Linen



**TECHNIQUES:**

- Distressing

**INSTRUCTIONS**

Used a sanding block to add distressing to DSP background once embossed

**PAGE #:** 40

**CRAFTER LEVEL:** Avid

**CARD BASE SIZE:** Notecard

**STAMPS**

151497 - Stamp Set Cling Timeless Tropical

**PAPER**

120953 - Cardstock 8-1/2" X 11" Crumb Cake, 122924 - Cardstock 8-1/2" X 11" Pool Party, 149612 - Paper Watercolor Fluid 100

**INK**

102283 - Versamark Pad, 147090 - Classic Stampin' Pad Old Olive, 147094 - Classic Stampin' Pad Daffodil Delight, 147101 - Classic Stampin' Pad Calypso Coral, 150083 - Pretty Peacock Classic Stampin' Pad, 151508 - Saddle Brown Stazon Ink Pad

**TOOLS**

103954 - Aqua Painters, 151495 - In The Tropics Dies, 151503 - Coastal Weave 3D Embossing Folder

**EMBELLISHMENTS**

109132 - Stampin' Emboss Powder White



**TECHNIQUES:**

- Watercoloring
- Heat Embossing
- Distressing

**INSTRUCTIONS**

Drag white craft pad across embossed layer to add highlights. Distressed sentiment piece by dragging StazOn pad onto cardstock.

**PAGE #:** 40

**CRAFTER LEVEL:** Avid

**CARD BASE SIZE:** Standard A2

**STAMPS**

151497 - Stamp Set Cling Timeless Tropical

**PAPER**

100730 - Cardstock 8-1/2" X 11" Whisper White, 146985 - Cardstock 8-1/2" X 11" Petal Pink, 151252 - Tropical Oasis Designer Series Paper

**INK**

147090 - Classic Stampin' Pad Old Olive

**TOOLS**

104331 - Adhesive Refill Snail Permanent, 104430 - Stampin' Dimensionals, 151503 - Coastal Weave 3D Embossing Folder, 152323 - Stitched Shapes Dies

**EMBELLISHMENTS**

146933 - Sequins Adhesive Basic, 151254 - 5/16" (8 Mm) Braided Burlap Trim

**INSTRUCTIONS**



**TECHNIQUES:**

- Fussy cutting

**PAGE #:** 40

**CRAFTER LEVEL:** Avid

**CARD BASE SIZE:** Memories & More

**STAMPS**

151497 - Stamp Set Cling Timeless Tropical

**PAPER**

100730 - Cardstock 8-1/2" X 11" Whisper White, 149612 - Paper Watercolor Fluid 100

**INK**

147090 - Classic Stampin' Pad Old Olive, 147094 - Classic Stampin' Pad Daffodil Delight, 147115 - Classic Stampin' Pad Soft Suede, 147116 - Classic Stampin' Pad Crumb Cake, 150086 - Terracotta Tile Classic Stampin' Pad

**TOOLS**

103954 - Aqua Painters, 138995 - Adhesive Tear & Tape, 144108 - Stampin' Dimensionals Mini, 151495 - In The Tropics Dies

**EMBELLISHMENTS**

151253 - Tropical Oasis Trinkets, 151254 - 5/16" (8 Mm) Braided Burlap Trim

**KITS**

151255 - Tropical Oasis Memories & More Card Pack

**INSTRUCTIONS**



**TECHNIQUES:**

- Watercoloring

**PAGE #:** 40

**CRAFTER LEVEL:** Avid

**CARD BASE SIZE:** Square 3"

**STAMPS**

151497 - Stamp Set Cling Timeless Tropical

**PAPER**

100730 - Cardstock 8-1/2" X 11" Whisper White, 122924 - Cardstock 8-1/2" X 11" Pool Party, 151252 - Tropical Oasis Designer Series Paper

**INK**

141709 - Watercolor Pencils, 147155 - Stampin' Write Markers Regals, 147158 - Stampin' Write Markers Neutrals, 150083 - Pretty Peacock Classic Stampin' Pad

**TOOLS**

104331 - Adhesive Refill Snail Permanent, 104430 - Stampin' Dimensionals, 110755 - Glue Liquid Multipurpose, 151503 - Coastal Weave 3D Embossing Folder

**EMBELLISHMENTS**

144212 - Sequin Assortment Iridescent, 149486 - Magnolia Lane Cork Embellishments

**INSTRUCTIONS**

Cut down cork tag to layer & distressed edges of embossed CS layer. Added color to tree using watercolor pencils.



**TECHNIQUES:**

- Distressing

**PAGE #:** 41

**CRAFTER LEVEL:** Artfully Avid

**CARD BASE SIZE:**

**STAMPS**

151655 - Layered With Kindness Cling Stamp Set (En)

**PAPER**

144645 - Mini Pizza Boxes, 146972 - Cardstock 8-1/2" X 11" Grapefruit Grove, 146981 - Cardstock 8-1/2" X 11" Shaded Spruce, 151319 - Best Dressed Designer Series Paper

**INK**

147115 - Classic Stampin' Pad Soft Suede, 150083 - Pretty Peacock Classic Stampin' Pad, 150086 - Terracotta Tile Classic Stampin' Pad

**TOOLS**

104430 - Stampin' Dimensionals, 110755 - Glue Liquid Multipurpose, 138995 - Adhesive Tear & Tape, 141337 - Sponges Stamping, 141714 - Sponge Brayer, 151296 - Label Me Lovely Punch, 151297 - Label Me Fancy Punch

**EMBELLISHMENTS**

124262 - Baker's Twine Solid Whisper White, 151253 - Tropical Oasis Trinkets, 151254 - 5/16" (8 Mm) Braided Burlap Trim

**INSTRUCTIONS**

Songe Brayer entire box. Distress box with ink and sponge, as well as sand paper (low grit) or nail file. measure edge of tag top and marking cutting area with pencil. Line markings up on tag with punch.



**TECHNIQUES:**

- Distressing
- Modifying Ribbon/Trim
- Sponging

**PAGE #:** 41

**CRAFTER LEVEL:** Avid

**CARD BASE SIZE:**

#### STAMPS

151655 - Layered With Kindness Cling Stamp Set (En)

#### PAPER

100730 - Cardstock 8-1/2" X 11" Whisper White, 101650 - Cardstock 8-1/2" X 11" Very Vanilla, 149609 - Treat Bags Dotted Copper, 150882 - Rococo Rose 8-1/2" X 11" Cardstock

#### INK

147091 - Classic Stampin' Pad Rich Razzleberry, 147108 - Classic Stampin' Pad Petal Pink, 147111 - Classic Stampin' Pad Mossy Meadow

#### TOOLS

104430 - Stampin' Dimensionals, 138309 - Glue Pen Fine-Tip, 151296 - Label Me Lovely Punch, 151297 - Label Me Fancy Punch

#### EMBELLISHMENTS

104199 - Thread Linen, 149485 - Magnolia Lane Ribbon Combo Pack, 149496 - Old Olive/Pretty Peacock 3/8" (1 Cm) Reversible Ribbon, 149593 - Very Vanilla 3/8" (1 Cm) Scalloped Lace Ribbon, 151154 - From My Heart Faceted Gems, 151194 - Petal Pink 1/4" (6.4 Mm) Metallic-Edge Ribbon, 151311 - Daffodil Delight 1/4" (6.4 Mm) Ruched Ribbon, 151326 - Whisper White 1/4" (6.4 Mm) Crinkled Seam Binding Ribbon

#### INSTRUCTIONS

Trim top of tag into center point. Find center point of tag top and mark with pencil to see where to punch hole. Use hole punch in the Label Me Lovely punch and line up with marking and then punch. Feed Linen thread through hole punch, both ends and use to hold Seam binding bow into place. Knot Linen Thread behind tag to hold everything together. Scrunch up Treat Bag and hold together with ends of Linen Thread and ribbon tassel cluster.



#### TECHNIQUES:

- Modifying Paper Basics
- Fussy cutting

**PAGE #:** 41

**CRAFTER LEVEL:** Casual

**CARD BASE SIZE:** Notecard

#### STAMPS

151655 - Layered With Kindness Cling Stamp Set (En)

#### PAPER

144237 - Cardstock Thick 8-1/2" X 11" Very Vanilla

#### INK

102283 - Versamark Pad, 147106 - Classic Stampin' Pad Mint Macaron, 150083 - Pretty Peacock Classic Stampin' Pad, 150085 - Seaside Spray Classic Stampin' Pad

#### TOOLS

104430 - Stampin' Dimensionals, 138309 - Glue Pen Fine-Tip, 151296 - Label Me Lovely Punch, 151297 - Label Me Fancy Punch

#### EMBELLISHMENTS

109132 - Stampin' Emboss Powder White, 151321 - 1/8" (3.2 Mm) Mint Macaron Sheer Linen Ribbon, 151325 - Peaceful Poppies Sequins

#### INSTRUCTIONS

Heat Emboss Pretty Peacock label. Mark with pencil where slit needs to be. Put paper in punch and line up with markings, then punch.

Ink up Aquapainter with Pretty Peacock ink (Re-inker) and push brush against inside of lid and down towards project to splatter. Clean off and do the same with Seaside Spray.



#### TECHNIQUES:

- Heat Embossing
- Splattering

**PAGE #:** 42

**CRAFTER LEVEL:** Casual

**CARD BASE SIZE:** Notecard

### STAMPS

151534 - Stamp Set Photopolymer Timeless Tulips

### PAPER

100702 - Cardstock 8-1/2" X 11" Old Olive, 101650 - Cardstock 8-1/2" X 11" Very Vanilla, 120953 - Cardstock 8-1/2" X 11" Crumb Cake, 122924 - Cardstock 8-1/2" X 11" Pool Party, 149613 - Paper Designer Series 6" X 6" (15.2 X 15.2 Cm) Brights

### INK

147090 - Classic Stampin' Pad Old Olive, 147101 - Classic Stampin' Pad Calypso Coral, 147111 - Classic Stampin' Pad Mossy Meadow, 150086 - Terracotta Tile Classic Stampin' Pad

### TOOLS

103683 - Mini Glue Dots, 104332 - Adhesive Snail Permanent, 104430 - Stampin' Dimensionals, 151295 - Tulip Builder Punch

### EMBELLISHMENTS

149590 - 3/8" (1 Cm) Denim Ribbon



### TECHNIQUES:

- Other

### INSTRUCTIONS

**PAGE #:** 42

**CRAFTER LEVEL:** Artfully Avid

**CARD BASE SIZE:** Notecard

### STAMPS

151534 - Stamp Set Photopolymer Timeless Tulips

### PAPER

100730 - Cardstock 8-1/2" X 11" Whisper White, 120953 - Cardstock 8-1/2" X 11" Crumb Cake, 131297 - Cardstock 8-1/2" X 11" Coastal Cabana

### INK

102283 - Versamark Pad, 131164 - Classic Stampin' Ink Refill Coastal Cabana, 147095 - Classic Stampin' Pad Granny Apple Green, 147097 - Classic Stampin' Pad Coastal Cabana, 147104 - Classic Stampin' Pad Pear Pizzazz, 147105 - Classic Stampin' Pad Balmy Blue, 150083 - Pretty Peacock Classic Stampin' Pad

### TOOLS

103954 - Aqua Painters, 104332 - Adhesive Snail Permanent, 104430 - Stampin' Dimensionals, 133773 - Sponge Daubers

### EMBELLISHMENTS

104199 - Thread Linen, 109132 - Stampin' Emboss Powder White, 149607 - Faceted Dots In Color 2019-2021



### TECHNIQUES:

- Distressing
- Emboss Resist
- Heat Embossing
- Sponging
- Splattering

### INSTRUCTIONS

Heat Emboss tulips, leaves and stems onto cardstock panel. I purposely did not use the embossing buddy so that I could get white embossing splatters throughout the project. I blended the sky and then the grass. I started with Coastal Cabana and then would add in Balmy to make the blue not quite so bright. I did the same idea for the grass. I started at the bottom and worked up to where the sky left off. I started with Granny Apple Green and then worked in Pear Pizzazz. I splattered the card with a Bermuda Bay re-inker/aquapainter mixture by holding the brush end against the lid and flicking down towards the paper. I cleaned off the aqua painter all the way and then splatter water.



**PAGE #:** 42

**CRAFTER LEVEL:** Avid

**CARD BASE SIZE:** Standard A2

### STAMPS

151534 - Stamp Set Photopolymer Timeless Tulips

### INK

147087 - Classic Stampin' Pad Crushed Curry, 147089 - Classic Stampin' Pad Garden Green, 147101 - Classic Stampin' Pad Calypso Coral, 147108 - Classic Stampin' Pad Petal Pink, 147154 - Markers Many Marvelous

### TOOLS

103954 - Aqua Painters, 104430 - Stampin' Dimensionals, 138309 - Glue Pen Fine-Tip, 151295 - Tulip Builder Punch, 151690 - Stitched So Sweetly Dies

### EMBELLISHMENTS

149491 - Follow Your Art Embellishment Kit, 151154 - From My Heart Faceted Gems

### INSTRUCTIONS

Stamp off tulips, leaves, and stems and then stamp onto watercolor paper. It's okay if the impression isn't perfect, as it's just needed to see where to watercolor over. I used the ink pad/watercolor technique, where I just squished the ink pad to get ink onto the lid. This helped create a softer look than if I would have used re-inkers. I watercolored the tulips, leaves, and stems and then watercolored the sky. Use Aquapainter to color flowers stems and leaves. Once the flowers are painted and dry, I went back over the images with the corresponding Stampin' Write markers (Garden Green, Crushed Curry, Petal Pink, Calypso Coral) to add fine and subtle details I couldn't accomplish with the Aquapainter. I used both brush end and nib end to help add in details and shading. I did this for the stems and leaves, and not just the flowers. To create the shadow under the tulips, use the brush end of the Stampin' Write and flick up towards top of flower.



### TECHNIQUES:

- No Line Watercolor
- Other
- Stamping off
- Watercolor Wash

**PAGE #:** 42

**CRAFTER LEVEL:** Avid

**CARD BASE SIZE:**

### STAMPS

149262 - Stamp Set Cling All Wired Up, 151534 - Stamp Set Photopolymer Timeless Tulips

### PAPER

151324 - Peaceful Poppies Designer Series Paper

### INK

147099 - Classic Stampin' Pad Gorgeous Grape, 147115 - Classic Stampin' Pad Soft Suede

### TOOLS

103683 - Mini Glue Dots, 104430 - Stampin' Dimensionals, 138309 - Glue Pen Fine-Tip, 151295 - Tulip Builder Punch

### EMBELLISHMENTS

124262 - Baker's Twine Solid Whisper White, 146912 - Ribbon Tulle Polka Dot 5/8" (1.6 Cm) Whisper White, 151326 - Whisper White 1/4" (6.4 Mm) Crinkled Seam Binding Ribbon



### TECHNIQUES:

- Other

### INSTRUCTIONS

Stamp sentiment on Whisper White cardstock. Punch with Timeless Label and cut off edges to make punch look like a dog tag shape instead. Retired 1/8" hole punch was used to make opening in sentiment tag and Crumb Cake tag. Punch out tulip and then two leaf/petal pieces in the same color/DSP pattern to build tulip. To get the reverse leaf/petal of the tulip, turn paper over and punch out with wrong side showing. Stems are created by using a green piece of DSP and cutting into 1/4" strips. Use same DSP page to punch out leaves.



**PAGE #:** 42

**CRAFTER LEVEL:** Avid

**CARD BASE SIZE:** Square 4"

### STAMPS

151518 - Stamp Set Photopolymer Under My Umbrella

### PAPER

121044 - Cardstock 8-1/2" X 11" Basic Gray, 140272 - Cardstock 8-1/2" X 11" Whisper White Thick, 149618 - Paper Designer Series 6X6 (15.2 X 15.2Cm) In Color 2018-2020

### INK

141897 - Wink Of Stella Clear Glitter Brush, 144605 - Stampin' Blends Combo Pack Pool Party, 147052 - Classic Stampin' Pad Flirty Flamingo, 147097 - Classic Stampin' Pad Coastal Cabana, 147101 - Classic Stampin' Pad Calypso Coral, 147107 - Classic Stampin' Pad Pool Party, 150083 - Pretty Peacock Classic Stampin' Pad

### TOOLS

104332 - Adhesive Snail Permanent, 104430 - Stampin' Dimensionals, 138309 - Glue Pen Fine-Tip, 149638 - Stitched Nested Labels Dies, 151293 - Umbrella Builder Punch

### EMBELLISHMENTS

124262 - Baker's Twine Solid Whisper White, 149498 - Sequin Assortment Woven Threads

### INSTRUCTIONS

Stamp the 4 flower images, one color for each flower image, across the 3 3/4" panel. Stamp off the edges of the panel. Distribute the 4 colors as evenly as possible. Color in the Coastal Cabana flowers with Wink Of Stella. If you would like the Wink of Stella to be more noticeable, once first layer is dry, repeat over. Continue until desired coverage is reached. Trace the flowers with the Dark Pool Party blend and then blend with the Light Pool party blend. I did this in small patches at a time, to be able to blend the Dark Pool Party as much as possible. I used the bullet nib of the Dark Pool party, to trace easier, the outside of the flowers. Stamp off the rain drops onto the diet label. Stamp the umbrella piece directly onto DSP and then punch out.



### TECHNIQUES:

- Stampin' Blends Coloring
- Stamping off
- Create your own DSP

**PAGE #:** 42

**CRAFTER LEVEL:** Avid

**CARD BASE SIZE:** Narrow Notecard

### STAMPS

151518 - Stamp Set Photopolymer Under My Umbrella

### PAPER

121044 - Cardstock 8-1/2" X 11" Basic Gray, 146988 - Cardstock 8-1/2" X 11" Soft Sea Foam, 149612 - Paper Watercolor Fluid 100, 150883 - Seaside Spray 8-1/2" X 11" Cardstock

### INK

101406 - Stazon Pad Jet Black, 141897 - Wink Of Stella Clear Glitter Brush, 147089 - Classic Stampin' Pad Garden Green, 147108 - Classic Stampin' Pad Petal Pink, 147142 - Classic Stampin' Pad Grapefruit Grove, 149165 - Classic Stampin' Pad Basic Gray, 150080 - Rococo Rose Classic Stampin' Pad, 150085 - Seaside Spray Classic Stampin' Pad

### TOOLS

103954 - Aqua Painters, 104332 - Adhesive Snail Permanent, 104430 - Stampin' Dimensionals, 110755 - Glue Liquid Multipurpose, 138309 - Glue Pen Fine-Tip, 151293 - Umbrella Builder Punch

### EMBELLISHMENTS

144220 - Basic Rhinestone Jewels, 151325 - Peaceful Poppies Sequins

### INSTRUCTIONS

Watercolor wash the watercolor paper panel with Seaside Spray by using ink from lid of classic stamp pad. Towards the bottom, watercolor wash with Basic Gray over top of Seaside Spray. Once dry, stamp raindrops over panel with Seaside Spray. Color in raindrops with Wink of Stella. Stamp images on scratch watercolor paper with Stazon ink. Watercolor the images. Punch out umbrella pieces and fussy cut florals.



### TECHNIQUES:

- Watercolor Wash
- Watercoloring
- Fussy cutting

**PAGE #:** 42

**CRAFTER LEVEL:** Avid

**CARD BASE SIZE:**

**STAMPS**

151518 - Stamp Set Photopolymer Under My Umbrella

**PAPER**

121043 - Cardstock 8-1/2" X 11" Sahara Sand, 140272 - Cardstock 8-1/2" X 11" Whisper White Thick

**INK**

101780 - Craft Stampin' Ink Refill Whisper White, 147089 - Classic Stampin' Pad Garden Green, 147090 - Classic Stampin' Pad Old Olive, 147104 - Classic Stampin' Pad Pear Pizzazz, 147105 - Classic Stampin' Pad Balmy Blue, 147109 - Classic Stampin' Pad So Saffron, 149565 - Stampin' Blends Marker Purple Posy Dark, 150084 - Purple Posy Classic Stampin' Pad, 150085 - Seaside Spray Classic Stampin' Pad

**TOOLS**

102845 - Blender Pens, 103954 - Aqua Painters, 138309 - Glue Pen Fine-Tip, 148551 - Big Shot Stitched Rectangle Dies, 151293 - Umbrella Builder Punch, 151566 - Bonanza Dies

**EMBELLISHMENTS**

149706 - Purple Posy 1/2" (1.3 Cm) Scalloped Linen Ribbon, 151318 - Country Club Twine Combo Pack

**INSTRUCTIONS**

Sponge Dauber Seaside Spray classic ink onto Sahara Sand tag base. Splatter with white craft ink re-inker and Aquapainter by inking up brush and holding against lid and forcing down towards paper to create splatter. Stamp images onto thick Whisper White paper. Smoosh ink pad against lid while closed to get ink on lid. Use blender pen to get ink up and color in images. Create shadows by adding a few layers, as needed. Be careful not to oversaturate and paper will lift. Fussy cut images. Glue pieces together and back with Dimensionals. Use Dark Purple Posy Blend to color Clear Epoxy Droplets. This may take a few layers with the Blend to get color to show.



**TECHNIQUES:**

- Sponging
- Splattering
- Blender Pen Coloring

**PAGE #:** 42

**CRAFTER LEVEL:** Casual

**CARD BASE SIZE:** Standard A2

**STAMPS**

151518 - Stamp Set Photopolymer Under My Umbrella

**PAPER**

100730 - Cardstock 8-1/2" X 11" Whisper White, 131201 - Cardstock 8-1/2" X 11" Pear Pizzazz, 146985 - Cardstock 8-1/2" X 11" Petal Pink, 149101 - Perennial Essence 12" X 12" (30.5X 30.5 Cm) Vellum Cardstock, 149489 - Follow Your Art Designer Series Paper

**INK**

102283 - Versamark Pad, 147052 - Classic Stampin' Pad Flirty Flamingo, 147096 - Classic Stampin' Pad Bermuda Bay

**TOOLS**

104332 - Adhesive Snail Permanent, 104430 - Stampin' Dimensionals, 138309 - Glue Pen Fine-Tip, 151293 - Umbrella Builder Punch

**EMBELLISHMENTS**

109132 - Stampin' Emboss Powder White, 124262 - Baker's Twine Solid Whisper White, 144212 - Sequin Assortment Iridescent

**INSTRUCTIONS**



**TECHNIQUES:**

- Other

**PAGE #:** 44

**CRAFTER LEVEL:** Avid

**CARD BASE SIZE:** Standard A2

**STAMPS**

151544 - Stamp Set Cling Easter Promise

**PAPER**

100702 - Cardstock 8-1/2" X 11" Old Olive, 119683 - Cardstock 8-1/2" X 11" Daffodil Delight, 140272 - Cardstock 8-1/2" X 11" Whisper White Thick, 149100 - Perennial Essence Designer Series Paper

**INK**

132708 - Memento Ink Pad Tuxedo Black, 144595 - Stampin' Blends Pool Party Light, 144597 - Stampin' Blends Combo Pack Old Olive, 144603 - Stampin' Blends Combo Pack Daffodil Delight, 145054 - Stampin' Blends Smoky Slate Light, 146876 - Stampin' Blends Granny Apple Green Light, 147044 - Shimmer Paint Champagne Mist, 147276 - Stampin' Blends Combo Pack Highland Heather, 147944 - Stampin' Blends Mango Melody Dark

**TOOLS**

103954 - Aqua Painters, 104430 - Stampin' Dimensionals, 145372 - Big Shot Framelits Stitched Shapes, 152321 - Layered Leaves 3D Embossing Folder

**EMBELLISHMENTS**

149593 - Very Vanilla 3/8" (1 Cm) Scalloped Lace Ribbon, 149594 - Bird Ballad Trinkets

**INSTRUCTIONS**



**TECHNIQUES:**

- Stampin' Blends Coloring
- Splattering

**PAGE #:** 44

**CRAFTER LEVEL:** Avid

**CARD BASE SIZE:**

**STAMPS**

151559 - Stamp Set Cling Welcome Easter

**PAPER**

149612 - Paper Watercolor Fluid 100, 151312 - 3" X 9" (7.6 X 22.9 Cm) Printed Gusseted Cellophane Bags

**INK**

147095 - Classic Stampin' Pad Granny Apple Green, 147105 - Classic Stampin' Pad Balmy Blue, 147115 - Classic Stampin' Pad Soft Suede, 150080 - Rococo Rose Classic Stampin' Pad, 151508 - Saddle Brown Stazon Ink Pad

**TOOLS**

103954 - Aqua Painters, 151820 - Stitched Rectangles Dies

**EMBELLISHMENTS**

104199 - Thread Linen, 149704 - Rococo Rose 1/2" (1.3 Cm) Scalloped Linen Ribbon

**INSTRUCTIONS**

Hole punch was non-SU



**TECHNIQUES:**

- Watercoloring

**PAGE #:** 44

**CRAFTER LEVEL:** Avid

**CARD BASE SIZE:** Standard A2

**STAMPS**

151544 - Stamp Set Cling Easter Promise

**PAPER**

140272 - Cardstock 8-1/2" X 11" Whisper White Thick, 149617 - Paper Designer Series 6X6 (15.2X15.2 Cm) In Color 2019-2021, 150881 - Purple Posy 8-1/2" X 11" Cardstock

**INK**

102283 - Versamark Pad, 147093 - Classic Stampin' Pad Mango Melody, 147106 - Classic Stampin' Pad Mint Macaron, 147141 - Classic Stampin' Pad Pineapple Punch, 150080 - Rococo Rose Classic Stampin' Pad, 150091 - Purple Posy Classic Stampin' Ink Refill

**TOOLS**

102845 - Blender Pens, 104332 - Adhesive Snail Permanent, 104430 - Stampin' Dimensionals, 149638 - Stitched Nested Labels Dies

**EMBELLISHMENTS**

109129 - Stampin' Emboss Powder Gold, 146282 - Pearls Metallic, 151194 - Petal Pink 1/4" (6.4 Mm) Metallic-Edge Ribbon



**TECHNIQUES:**

- Fussy cutting
- Blender Pen Coloring

**INSTRUCTIONS**

**PAGE #:** 44

**CRAFTER LEVEL:** Artfully Avid

**CARD BASE SIZE:**

**STAMPS**

151275 - Stamp Set Cling Gallery Grunge, 151539 - Stamp Set Photopolymer Full Of Happiness

**PAPER**

100738 - Cardstock 8-1/2" X 11" Whisper White, 120953 - Cardstock 8-1/2" X 11" Crumb Cake, 131201 - Cardstock 8-1/2" X 11" Pear Pizzazz

**INK**

132708 - Memento Ink Pad Tuxedo Black, 147086 - Classic Stampin' Pad Pumpkin Pie, 147087 - Classic Stampin' Pad Crushed Curry, 147108 - Classic Stampin' Pad Petal Pink, 147116 - Classic Stampin' Pad Crumb Cake

**TOOLS**

103579 - Scissors Paper Snips, 110755 - Glue Liquid Multipurpose, 138995 - Adhesive Tear & Tape, 149636 - Dino Dies

**EMBELLISHMENTS**

109132 - Stampin' Emboss Powder White, 149441 - Petal Pink 5/8" (1.6 Cm) Striped Organdy Ribbon



**TECHNIQUES:**

- Fussy cutting
- Other

**INSTRUCTIONS**

To create a 3D egg, cut a strip of Whisper White cardstock measuring 9" x 2.25". Score 3/8" along both sides and at 4.5" in the center. Fold on the scored lines and apply Tear & Tape on both sides. Use your Paper Snips to cut small wedges out along both sides about every 1/2" so the paper will curve easy to match the contour of the eggs. Stamp the die cut eggs as desired and attach to the strip.

To create paper "grass" cut skinny strips of Pear Pizzazz. Moisten with Stampin' Spritzer and water, then scrunch and let air dry.

Attach chick and sign post to a toothpick and stick into a small piece of floral foam inside the egg.

**PAGE #:** 44

**CRAFTER LEVEL:** Avid

**CARD BASE SIZE:** Square 4"

### STAMPS

151539 - Stamp Set Photopolymer Full Of Happiness

### PAPER

101910 - Cardstock 8-1/2" X 11" Shimmery White, 138337 - Cardstock 8-1/2" X 11" Mint Macaron,  
149615 - Paper Designer Series 6" X 6" (15.2 X 15.2 Cm) Subtles

### INK

147086 - Classic Stampin' Pad Pumpkin Pie, 147093 - Classic Stampin' Pad Mango Melody, 147103  
- Classic Stampin' Pad Highland Heather, 147106 - Classic Stampin' Pad Mint Macaron, 147113 -  
Classic Stampin' Pad Smoky Slate, 150084 - Purple Posy Classic Stampin' Pad

### TOOLS

103579 - Scissors Paper Snips, 103954 - Aqua Painters, 104332 - Adhesive Snail Permanent,  
104430 - Stampin' Dimensionals, 110755 - Glue Liquid Multipurpose, 126185 - Stampin' Spritzer,  
143713 - Punch Daisy, 151772 - Layering Squares Dies

### EMBELLISHMENTS

146912 - Ribbon Tulle Polka Dot 5/8" (1.6 Cm) Whisper White

### INSTRUCTIONS

Mint Macaron DSP

Card base 4.25" x 4.25"

Make the bunny ears using the Daisy Punch



### TECHNIQUES:

- Stamping on DSP

**PAGE #:** 45

**CRAFTER LEVEL:** Avid

**CARD BASE SIZE:** Standard A2

### STAMPS

151559 - Stamp Set Cling Welcome Easter

### PAPER

100730 - Cardstock 8-1/2" X 11" Whisper White, 131297 - Cardstock 8-1/2" X 11" Coastal Cabana,  
149613 - Paper Designer Series 6" X 6" (15.2 X 15.2 Cm) Brights

### INK

141709 - Watercolor Pencils, 147052 - Classic Stampin' Pad Flirty Flamingo, 147096 - Classic  
Stampin' Pad Bermuda Bay, 147097 - Classic Stampin' Pad Coastal Cabana, 147117 - Classic  
Stampin' Pad Sahara Sand

### TOOLS

104430 - Stampin' Dimensionals, 151770 - Layering Circles Dies

### EMBELLISHMENTS

124262 - Baker's Twine Solid Whisper White

### INSTRUCTIONS



### TECHNIQUES:

- Fussy cutting
- Watercolor Pencils Coloring



**PAGE #:** 46

**CRAFTER LEVEL:** Avid

**CARD BASE SIZE:**

**STAMPS**

151583 - Stamp Set Cling Clubhouse

**PAPER**

100730 - Cardstock 8-1/2" X 11" Whisper White, 119793 - Card Stock 8-1/2" X 11" Poppy Parade, 131202 - Cardstock 8-1/2" X 11" Smoky Slate, 151314 - Country Club Designer Series Paper

**INK**

101406 - Stazon Pad Jet Black, 141709 - Watercolor Pencils, 147050 - Classic Stampin' Pad Poppy Parade, 149014 - Watercolor Pencils Assortment 2

**TOOLS**

104331 - Adhesive Refill Snail Permanent, 104430 - Stampin' Dimensionals, 151580 - Golf Club Dies, 152323 - Stitched Shapes Dies

**EMBELLISHMENTS**

144628 - Acetate Card Boxes, 151318 - Country Club Twine Combo Pack

**INSTRUCTIONS**

Braid Night of Navy, Basic Black, and Garden Green thick baker's twine. Tie knot at each end. Create tassel by wrapping Poppy Parade baker's twine around 4 1/2" x 2" piece of chipboard several times. at the top end of chipboard, tie long piece of Poppy Parade twine in double knot to secure tassel. Cut bottom of tassel and even out ends by trimming, where needed. Wrap baker's twine towards top (Poppy Parade) 2 or 3 times and tie in knot as tight as possible. Snip ends close to knot.



**TECHNIQUES:**

- Modifying Ribbon/Trim
- Watercolor Pencils Coloring

**PAGE #:** 46

**CRAFTER LEVEL:** Avid

**CARD BASE SIZE:**

**STAMPS**

149379 - Stamp Set Photopolymer Family Party, 151583 - Stamp Set Cling Clubhouse

**PAPER**

100730 - Cardstock 8-1/2" X 11" Whisper White, 102584 - Cardstock 8-1/2" X 11" Garden Green, 121043 - Cardstock 8-1/2" X 11" Sahara Sand, 131201 - Cardstock 8-1/2" X 11" Pear Pizzazz, 149492 - Mini Shipping Boxes, 151314 - Country Club Designer Series Paper

**INK**

101406 - Stazon Pad Jet Black, 147089 - Classic Stampin' Pad Garden Green

**TOOLS**

104332 - Adhesive Snail Permanent, 104430 - Stampin' Dimensionals, 119869 - Punch Circle 1/2" (1,3 Cm), 148551 - Big Shot Stitched Rectangle Dies, 151580 - Golf Club Dies, 151590 - Absolutely Argyle 3D Embossing Folder

**EMBELLISHMENTS**

151318 - Country Club Twine Combo Pack

**INSTRUCTIONS**

Cover Shipping box with DSP by attaching with Tear and Tape. Use bamboo skewers and cut to sizes as needed. Use glue gun to attach paper flags and strips. Cut cardstock in 1/4" strips and fold back and forth to create shred for box. Use paper trimmer to cut triangle flag piece out of Poppy Parade embossed argyle piece.



**TECHNIQUES:**

- Modifying Paper Basics



**PAGE #:** 46

**CRAFTER LEVEL:** Avid

**CARD BASE SIZE:** Notecard

### STAMPS

151583 - Stamp Set Cling Clubhouse

### PAPER

100730 - Cardstock 8-1/2" X 11" Whisper White, 102584 - Cardstock 8-1/2" X 11" Garden Green, 120953 - Cardstock 8-1/2" X 11" Crumb Cake, 131199 - Cardstock 8-1/2" X 11" Crushed Curry, 151314 - Country Club Designer Series Paper

### INK

101406 - Stazon Pad Jet Black

### TOOLS

149638 - Stitched Nested Labels Dies, 151580 - Golf Club Dies

### EMBELLISHMENTS

151315 - Country Club Elements

### INSTRUCTIONS

Use temporary adhesive to secure wood shield to Stamparatus grid paper. Use Stamparatus to ensure crest is stamped centered. You can test on scratch paper to make sure placement is correct before stamping on crest. Use Stazon ink, as Stazon ink won't bleed into wood as much as Classic inks. Use laurels die a few times in Garden green and Shaded Spruce and layer just under crest shape. Use liquid glue to adhere layers together. Poppy plaid flagged layer is cut from DSP and die.



### TECHNIQUES:

- Modifying Embellishments

**PAGE #:** 46

**CRAFTER LEVEL:** Artfully Avid

**CARD BASE SIZE:** Square 5"

### STAMPS

151583 - Stamp Set Cling Clubhouse

### PAPER

100730 - Cardstock 8-1/2" X 11" Whisper White, 100867 - Cardstock 8-1/2" X 11" Night Of Navy, 101856 - Cardstock Vellum 8-1/2" X 11", 121043 - Cardstock 8-1/2" X 11" Sahara Sand, 151314 - Country Club Designer Series Paper

### INK

144040 - Stampin' Blends Combo Pack Night Of Navy, 144605 - Stampin' Blends Combo Pack Pool Party, 144606 - Stampin' Blends Ivory, 144607 - Stampin' Blends Bronze, 144608 - Stampin' Blends Color Lifter, 145058 - Stampin' Blends Combo Pack Smoky Slate, 147024 - Stampin' Blends Call Me Clover Dark, 147110 - Classic Stampin' Pad Night Of Navy, 147273 - Stampin' Blends Combo Pack Soft Suede, 147283 - Stampin' Blends Combo Pack Mint Macaron, 147938 - Stampin' Blends Shaded Spruce Combo Pack, 148546 - Stampin' Blends Mossy Meadow Dark

### TOOLS

104332 - Adhesive Snail Permanent, 104430 - Stampin' Dimensionals, 110755 - Glue Liquid Multipurpose, 151590 - Absolutely Argyle 3D Embossing Folder

### EMBELLISHMENTS

149445 - Library Clips Mini, 151315 - Country Club Elements, 151318 - Country Club Twine Combo Pack



### TECHNIQUES:

- Stampin' Blends Coloring
- Modifying Paper Basics
- Modifying Ribbon/Trim

### INSTRUCTIONS

Use Blends to color DSP scene. Trees dark colors use bullet nib since images are so small. I purposely did not color sky and grass all the way to the edge of panel so that there is a slight natural white frame. Slightly unwind twine at ends of bow and tie in knot.

**PAGE #:** 46

**CRAFTER LEVEL:** Avid

**CARD BASE SIZE:** Notecard

**STAMPS**

151583 - Stamp Set Cling Clubhouse

**PAPER**

100730 - Cardstock 8-1/2" X 11" Whisper White, 102584 - Cardstock 8-1/2" X 11" Garden Green, 121043 - Cardstock 8-1/2" X 11" Sahara Sand, 151314 - Country Club Designer Series Paper

**INK**

147050 - Classic Stampin' Pad Poppy Parade

**TOOLS**

104332 - Adhesive Snail Permanent, 104430 - Stampin' Dimensionals, 110755 - Glue Liquid Multipurpose, 151580 - Golf Club Dies, 152323 - Stitched Shapes Dies

**EMBELLISHMENTS**

151315 - Country Club Elements, 151318 - Country Club Twine Combo Pack

**INSTRUCTIONS**

Fussy Cut golf bag geometric shape from two sheets of DSP, in order to have enough pieces to fill notecard size card. Use SNAIL to adhere, once finally placement for pieces is made. I used the bottom of some pieces towards the top, and used the top of that same piece to fill in the spaces towards the bottom. I had to cut a bit in the middle off in order to get spacing exactly correct. Tape ends of baker's twine underneath plaid circle die, in order to hide. Cut laurels in half and then trim short, for texture piece over wood element. Use tiny wood golf balls as embellishments on card.



**TECHNIQUES:**

- Create your own DSP

**PAGE #:** 46

**CRAFTER LEVEL:** Casual

**CARD BASE SIZE:** Square 4"

**STAMPS**

151583 - Stamp Set Cling Clubhouse

**PAPER**

100730 - Cardstock 8-1/2" X 11" Whisper White, 102584 - Cardstock 8-1/2" X 11" Garden Green, 131202 - Cardstock 8-1/2" X 11" Smoky Slate, 132178 - Foil Sheets Silver, 149101 - Perennial Essence 12" X 12" (30.5X 30.5 Cm) Vellum Cardstock, 151314 - Country Club Designer Series Paper

**INK**

147113 - Classic Stampin' Pad Smoky Slate, 149165 - Classic Stampin' Pad Basic Gray

**TOOLS**

104331 - Adhesive Refill Snail Permanent, 104430 - Stampin' Dimensionals, 110755 - Glue Liquid Multipurpose, 141337 - Sponges Stamping, 151580 - Golf Club Dies

**EMBELLISHMENTS**

151315 - Country Club Elements, 151318 - Country Club Twine Combo Pack

**INSTRUCTIONS**

Distress dry embossed panel by using sponge to gently rub ink onto background. This will help make the dry embossing more noticeable. Use both left and right detailed die golf clubs to get clubs facing opposite directions behind crest. Crest image was cut out using DSP. Slightly unwind ends of baker's twine, once bow is tied.



**TECHNIQUES:**

- Distressing
- Modifying Ribbon/Trim

**PAGE #:** 46      **CRAFTER LEVEL:** Artfully Avid      **CARD BASE SIZE:** Standard A2

#### STAMPS

151583 - Stamp Set Cling Clubhouse

#### PAPER

100730 - Cardstock 8-1/2" X 11" Whisper White, 100867 - Cardstock 8-1/2" X 11" Night Of Navy, 102584 - Cardstock 8-1/2" X 11" Garden Green, 121044 - Cardstock 8-1/2" X 11" Basic Gray, 131201 - Cardstock 8-1/2" X 11" Pear Pizzazz, 131202 - Cardstock 8-1/2" X 11" Smoky Slate, 151314 - Country Club Designer Series Paper

#### INK

101406 - Stazon Pad Jet Black, 147087 - Classic Stampin' Pad Crushed Curry, 147113 - Classic Stampin' Pad Smoky Slate, 149165 - Classic Stampin' Pad Basic Gray

#### TOOLS

110755 - Glue Liquid Multipurpose, 133773 - Sponge Daubers, 141825 - Adhesive Foam Strips, 151580 - Golf Club Dies, 151820 - Stitched Rectangles Dies

#### EMBELLISHMENTS

142314 - Window Sheets, 151315 - Country Club Elements

#### INSTRUCTIONS

Tape off tee and grass on stamp so only golf ball stamps. Cover Smoky Slate Panel with golf balls. Each time a new golf ball is stamped, new pieces of tape are needed to mask off unwanted parts. Line Panel at outside edge with Foam Adhesive Strips all the way around. Use Stitched Rectangles dies to cut window in DSP out, adhere Window Sheet to back of DSP. Use Embossing Buddy to rub along Window Sheet and inside panel so that it helps take away static. This is especially important because this shaker uses only paper and wood elements. Adhere more foam adhesive strips onto backside of front panel, just slightly off edge of where window opens, all the way around. This is necessary so that the shaker pieces can't move too far out of view. Set aside. Die cut golf balls and grass pieces in Navy, Curry, White, Garden, Pear. Add pieces, along with wood elements. Lightly spritz water onto Whisper White cardstock so that embossed impression of golf ball shows up even more.



#### TECHNIQUES:

- Create your own DSP
- Distressing
- Masking
- Modifying Embellishments
- Other

**PAGE #:** 46      **CRAFTER LEVEL:** Casual      **CARD BASE SIZE:** Narrow Notecard

#### STAMPS

151583 - Stamp Set Cling Clubhouse

#### PAPER

100730 - Cardstock 8-1/2" X 11" Whisper White, 100867 - Cardstock 8-1/2" X 11" Night Of Navy, 151314 - Country Club Designer Series Paper

#### INK

102283 - Versamark Pad, 147050 - Classic Stampin' Pad Poppy Parade

#### TOOLS

104332 - Adhesive Snail Permanent, 104430 - Stampin' Dimensionals, 151580 - Golf Club Dies

#### EMBELLISHMENTS

109132 - Stampin' Emboss Powder White, 151318 - Country Club Twine Combo Pack

#### INSTRUCTIONS

Heat Emboss Sentiment onto Night of Navy cardstock with white embossing powder. Stamp sentiment again on Whisper White cardstock in Poppy Parade ink. Use coordinating die to only cut out Greatest Guy portion. Layer over Night of Navy yardstick with dimensional. Trim edge of navy cardstock at an angle. wrap cluster of baker's twine and adhere under sentiment. Attach tiny golf balls as embellishments.



#### TECHNIQUES:

- Heat Embossing

**PAGE #:** 46

**CRAFTER LEVEL:** Casual

**CARD BASE SIZE:** Narrow Notecard

**STAMPS**

151583 - Stamp Set Cling Clubhouse

**PAPER**

100730 - Cardstock 8-1/2" X 11" Whisper White, 100867 - Cardstock 8-1/2" X 11" Night Of Navy, 102584 - Cardstock 8-1/2" X 11" Garden Green, 131199 - Cardstock 8-1/2" X 11" Crushed Curry, 151314 - Country Club Designer Series Paper

**INK**

101406 - Stazon Pad Jet Black, 147110 - Classic Stampin' Pad Night Of Navy

**TOOLS**

151580 - Golf Club Dies, 151590 - Absolutely Argyle 3D Embossing Folder

**EMBELLISHMENTS**

148805 - Enamel Dots Happiness Blooms, 151318 - Country Club Twine Combo Pack

**INSTRUCTIONS**

No need to color golfer in, when using colorful DSP pages.



**TECHNIQUES:**

- Other

**PAGE #:** 46

**CRAFTER LEVEL:** Avid

**CARD BASE SIZE:** Standard A2

**STAMPS**

151583 - Stamp Set Cling Clubhouse

**PAPER**

100730 - Cardstock 8-1/2" X 11" Whisper White, 100867 - Cardstock 8-1/2" X 11" Night Of Navy, 102584 - Cardstock 8-1/2" X 11" Garden Green, 151314 - Country Club Designer Series Paper

**INK**

141709 - Watercolor Pencils, 147110 - Classic Stampin' Pad Night Of Navy, 149014 - Watercolor Pencils Assortment 2, 151508 - Saddle Brown Stazon Ink Pad

**TOOLS**

104332 - Adhesive Snail Permanent, 104430 - Stampin' Dimensionals, 151580 - Golf Club Dies

**EMBELLISHMENTS**

151254 - 5/16" (8 Mm) Braided Burlap Trim, 151315 - Country Club Elements, 151318 - Country Club Twine Combo Pack

**INSTRUCTIONS**

Stamp Golfer with Saddle Brown Stazon Ink. Color in image with watercolor pencils. Golfer skin is not colored in, just clothes, shoes, club, and ground. Spread out edges of Burlap Braided trim. Completely undo Night of Navy twine. Layer both below sentiment panel. Use wood elements as embellishment for card.



**TECHNIQUES:**

- Watercolor Pencils Coloring
- Modifying Ribbon/Trim

**PAGE #:** 46

**CRAFTER LEVEL:** Casual

**CARD BASE SIZE:** Standard A2

**STAMPS**

151583 - Stamp Set Cling Clubhouse

**PAPER**

100730 - Cardstock 8-1/2" X 11" Whisper White, 119793 - Card Stock 8-1/2" X 11" Poppy Parade, 121044 - Cardstock 8-1/2" X 11" Basic Gray, 131202 - Cardstock 8-1/2" X 11" Smoky Slate, 132622 - Foil Sheets Gold, 151314 - Country Club Designer Series Paper

**INK**

101406 - Stazon Pad Jet Black, 102283 - Versamark Pad, 147277 - Uninked Stampin' Pad & Whisper White Refill

**TOOLS**

133773 - Sponge Daubers, 148551 - Big Shot Stitched Rectangle Dies, 151580 - Golf Club Dies

**EMBELLISHMENTS**

109132 - Stampin' Emboss Powder White, 151318 - Country Club Twine Combo Pack

**INSTRUCTIONS**

Use Whisper White craft ink with sponge dauber to lightly color and distress dry embossed panel. Die cut 15 golf clubs that aren't stamped. Stack 3 golf clubs behind die cut and stamped golf club to provide dimension. Stagger heights and flip to fit the five onto center panel. Completely undo Poppy Parade baker's twine and cut a few different strands. wrap loosely behind sentiment.



**TECHNIQUES:**

- Distressing
- Sponging
- Heat Embossing

**PAGE #:** 48

**CRAFTER LEVEL:** Casual

**CARD BASE SIZE:** Notecard

**STAMPS**

151622 - Stamp Set Cling By The Dock

**PAPER**

100702 - Cardstock 8-1/2" X 11" Old Olive, 100730 - Cardstock 8-1/2" X 11" Whisper White, 120953 - Cardstock 8-1/2" X 11" Crumb Cake

**INK**

141709 - Watercolor Pencils, 147113 - Classic Stampin' Pad Smoky Slate

**TOOLS**

104331 - Adhesive Refill Snail Permanent, 104430 - Stampin' Dimensionals

**INSTRUCTIONS**

Watercolor pencil colors - Old Olive, Basic Gray, Bermuda Bay



**TECHNIQUES:**

- Watercolor Pencils Coloring



**PAGE #:** 48

**CRAFTER LEVEL:** Avid

**CARD BASE SIZE:** Standard A2

### STAMPS

151622 - Stamp Set Cling By The Dock

### PAPER

100730 - Cardstock 8-1/2" X 11" Whisper White, 120953 - Cardstock 8-1/2" X 11" Crumb Cake, 132178 - Foil Sheets Silver, 146982 - Cardstock 8-1/2" X 11" Balmy Blue, 149481 - Come Sail Away Designer Series Paper

### INK

147084 - Classic Stampin' Pad Real Red, 147105 - Classic Stampin' Pad Balmy Blue, 147115 - Classic Stampin' Pad Soft Suede

### TOOLS

104331 - Adhesive Refill Snail Permanent, 104430 - Stampin' Dimensionals, 110755 - Glue Liquid Multipurpose, 138299 - Punch Circle 1-1/2" (3,8 Cm), 143717 - Punch Starburst, 151566 - Bonanza Dies, 151775 - Subtle 3D Embossing Folder

### EMBELLISHMENTS

124262 - Baker's Twine Solid Whisper White, 146925 - Real Red 3/8" (1 Cm) Cotton Ribbon, 149482 - Sail Away Trinkets

### INSTRUCTIONS

ink detailed dies before running them through the machine to get the ink onto the oars.



### TECHNIQUES:

- Other

**PAGE #:** 48

**CRAFTER LEVEL:** Avid

**CARD BASE SIZE:** Notecard

### STAMPS

151622 - Stamp Set Cling By The Dock

### PAPER

100702 - Cardstock 8-1/2" X 11" Old Olive, 100730 - Cardstock 8-1/2" X 11" Whisper White, 131201 - Cardstock 8-1/2" X 11" Pear Pizzazz, 133676 - Cardstock 8-1/2" X 11" Mossy Meadow, 146969 - Cardstock 8-1/2" X 11" Call Me Clover, 146990 - Cardstock 8-1/2" X 11" Granny Apple Green, 151314 - Country Club Designer Series Paper

### INK

102283 - Versamark Pad, 144607 - Stampin' Blends Bronze, 147105 - Classic Stampin' Pad Balmy Blue

### TOOLS

104331 - Adhesive Refill Snail Permanent, 104430 - Stampin' Dimensionals, 141714 - Sponge Brayer, 151605 - Painted Labels Dies, 151618 - Dockside Dies

### EMBELLISHMENTS

109131 - Stampin' Emboss Powder Silver, 141487 - Ribbon Burlap 5/8" (1.6 Cm)

### INSTRUCTIONS



### TECHNIQUES:

- Sponging



**PAGE #:** 48

**CRAFTER LEVEL:** Artfully Avid

**CARD BASE SIZE:** Standard A2

### STAMPS

151622 - Stamp Set Cling By The Dock

### PAPER

100730 - Cardstock 8-1/2" X 11" Whisper White, 119683 - Cardstock 8-1/2" X 11" Daffodil Delight, 146983 - Cardstock 8-1/2" X 11" Gray Granite

### INK

132708 - Memento Ink Pad Tuxedo Black, 144601 - Stampin' Blends Combo Pack Crumb Cake, 144603 - Stampin' Blends Combo Pack Daffodil Delight, 145058 - Stampin' Blends Combo Pack Smoky Slate, 147118 - Classic Stampin' Pad Gray Granite, 147273 - Stampin' Blends Combo Pack Soft Suede, 147944 - Stampin' Blends Mango Melody Dark, 148547 - Stampin' Blends Mossy Meadow Combo Pack, 149569 - Seaside Spray Stampin' Blends Combo Pack

### TOOLS

104430 - Stampin' Dimensionals, 151618 - Dockside Dies, 151820 - Stitched Rectangles Dies

### INSTRUCTIONS



### TECHNIQUES:

- Stampin' Blends Coloring

**PAGE #:** 50

**CRAFTER LEVEL:** Avid

**CARD BASE SIZE:** Standard A4

### STAMPS

151660 - Stamp Set Cling Do The Impossible

### PAPER

100730 - Cardstock 8-1/2" X 11" Whisper White, 119793 - Card Stock 8-1/2" X 11" Poppy Parade, 146983 - Cardstock 8-1/2" X 11" Gray Granite, 150883 - Seaside Spray 8-1/2" X 11" Cardstock

### INK

144606 - Stampin' Blends Ivory, 147118 - Classic Stampin' Pad Gray Granite, 147157 - Stampin' Write Markers Brights, 147158 - Stampin' Write Markers Neutrals, 150079 - Stampin' Write Markers In Color 2019-2021

### TOOLS

104331 - Adhesive Refill Snail Permanent, 104430 - Stampin' Dimensionals, 149575 - Embossing Folder 3D Mosaic

### INSTRUCTIONS

Ink the embossing folder before running it through your machine.

Stampin' Write Marker colors - Poppy Parade, Seaside Spray, Smoky Slate, Soft Suede



### TECHNIQUES:

- Other

**PAGE #:** 50

**CRAFTER LEVEL:** Avid

**CARD BASE SIZE:** Standard A2

**STAMPS**

151660 - Stamp Set Cling Do The Impossible

**PAPER**

100730 - Cardstock 8-1/2" X 11" Whisper White, 101910 - Cardstock 8-1/2" X 11" Shimmery White

**INK**

100082 - Stampin' Write Marker Basic Black, 102283 - Versamark Pad, 147094 - Classic Stampin' Pad Daffodil Delight, 147107 - Classic Stampin' Pad Pool Party, 147139 - Classic Stampin' Pad Call Me Clover, 147159 - Stampin' Write Markers In Color 2018-2020

**TOOLS**

103954 - Aqua Painters, 104331 - Adhesive Refill Snail Permanent, 104430 - Stampin' Dimensionals

**EMBELLISHMENTS**

146956 - Stampin' Emboss Powder Black

**INSTRUCTIONS**

Call Me Clover Stampin' Write Marker



**TECHNIQUES:**

- Watercolor Wash
- Markering Stamps

**PAGE #:** 50

**CRAFTER LEVEL:** Avid

**CARD BASE SIZE:**

**STAMPS**

151553 - Stamp Set Cling Outdoor Barbecue

**PAPER**

100730 - Cardstock 8-1/2" X 11" Whisper White, 138337 - Cardstock 8-1/2" X 11" Mint Macaron, 149497 - Paper Designer Series Woven Threads

**INK**

101406 - Stazon Pad Jet Black, 141709 - Watercolor Pencils, 147050 - Classic Stampin' Pad Poppy Parade, 147086 - Classic Stampin' Pad Pumpkin Pie, 147093 - Classic Stampin' Pad Mango Melody, 147116 - Classic Stampin' Pad Crumb Cake

**TOOLS**

104331 - Adhesive Refill Snail Permanent, 104430 - Stampin' Dimensionals, 122334 - Simply Scored Scoring Tool, 138995 - Adhesive Tear & Tape, 145667 - Punch Tailored Tag

**INSTRUCTIONS**

stamp on white tissue paper



**TECHNIQUES:**

- Other

**PAGE #:** 50      **CRAFTER LEVEL:** Artfully Avid      **CARD BASE SIZE:** Standard A2

#### STAMPS

146386 - Stamp Set Photopolymer Waterfront, 151591 - Stamp Set Cling Pedal To The Metal

#### PAPER

100702 - Cardstock 8-1/2" X 11" Old Olive, 100730 - Cardstock 8-1/2" X 11" Whisper White, 101910 - Cardstock 8-1/2" X 11" Shimmery White, 115318 - Cardstock 8-1/2" X 11" Soft Suede, 150883 - Seaside Spray 8-1/2" X 11" Cardstock

#### INK

132708 - Memento Ink Pad Tuxedo Black, 147111 - Classic Stampin' Pad Mossy Meadow, 147113 - Classic Stampin' Pad Smoky Slate, 147115 - Classic Stampin' Pad Soft Suede, 147138 - Classic Stampin' Pad Blueberry Bushel

#### TOOLS

103683 - Mini Glue Dots, 103954 - Aqua Painters, 104331 - Adhesive Refill Snail Permanent, 104430 - Stampin' Dimensionals, 133773 - Sponge Daubers, 151775 - Subtle 3D Embossing Folder

#### INSTRUCTIONS



#### TECHNIQUES:

- Sponging
- Watercoloring

**PAGE #:** 50      **CRAFTER LEVEL:** Artfully Avid      **CARD BASE SIZE:** Standard A2

#### STAMPS

151660 - Stamp Set Cling Do The Impossible

#### PAPER

100730 - Cardstock 8-1/2" X 11" Whisper White, 101910 - Cardstock 8-1/2" X 11" Shimmery White, 122924 - Cardstock 8-1/2" X 11" Pool Party, 131297 - Cardstock 8-1/2" X 11" Coastal Cabana, 146989 - Cardstock 8-1/2" X 11" Mango Melody

#### INK

101406 - Stazon Pad Jet Black, 122933 - Classic Stampin' Ink Refill Pool Party, 141979 - Embossing Paste White, 147093 - Classic Stampin' Pad Mango Melody, 147100 - Classic Stampin' Pad Blushing Bride, 147116 - Classic Stampin' Pad Crumb Cake

#### TOOLS

103683 - Mini Glue Dots, 103954 - Aqua Painters, 104331 - Adhesive Refill Snail Permanent, 104430 - Stampin' Dimensionals, 142808 - Palette Knives, 152323 - Stitched Shapes Dies

#### EMBELLISHMENTS

138402 - Thread Metallic Silver



#### TECHNIQUES:

- Embossing Paste – adding color

#### INSTRUCTIONS

**PAGE #:** 50      **CRAFTER LEVEL:** Artfully Avid      **CARD BASE SIZE:** Standard A2

#### STAMPS

151660 - Stamp Set Cling Do The Impossible

#### PAPER

100730 - Cardstock 8-1/2" X 11" Whisper White, 101856 - Cardstock Vellum 8-1/2" X 11", 102210 - Bags Cellophane 6" X 8" (15.2 X 20.3 Cm), 131201 - Cardstock 8-1/2" X 11" Pear Pizzazz, 133676 - Cardstock 8-1/2" X 11" Mossy Meadow, 146988 - Cardstock 8-1/2" X 11" Soft Sea Foam

#### INK

102283 - Versamark Pad, 147102 - Classic Stampin' Pad Soft Sea Foam, 147104 - Classic Stampin' Pad Pear Pizzazz

#### TOOLS

103683 - Mini Glue Dots, 104331 - Adhesive Refill Snail Permanent, 104430 - Stampin' Dimensionals, 122334 - Simply Scored Scoring Tool, 144107 - Take Your Pick, 151800 - Frosted Bouquet Dies

#### EMBELLISHMENTS

109132 - Stampin' Emboss Powder White

#### INSTRUCTIONS

Use the Simply Score and score your yardstick panel every 1/2". Wipe a Pear Pizzazz ink pad across a cello bag and press your scored cardstock into the ink to add texture.



#### TECHNIQUES:

- Other

**PAGE #:** 50      **CRAFTER LEVEL:** Avid      **CARD BASE SIZE:** Notecard

#### STAMPS

151485 - Stamp Set Photopolymer So Inviting, 151553 - Stamp Set Cling Outdoor Barbecue

#### PAPER

131197 - Cardstock 8-1/2" X 11" Bermuda Bay, 131199 - Cardstock 8-1/2" X 11" Crushed Curry, 149497 - Paper Designer Series Woven Threads, 150884 - Terracotta Tile 8-1/2" X 11" Cardstock

#### INK

100082 - Stampin' Write Marker Basic Black, 102283 - Versamark Pad, 147093 - Classic Stampin' Pad Mango Melody, 147116 - Classic Stampin' Pad Crumb Cake, 150086 - Terracotta Tile Classic Stampin' Pad

#### TOOLS

103683 - Mini Glue Dots, 104331 - Adhesive Refill Snail Permanent, 104430 - Stampin' Dimensionals, 122334 - Simply Scored Scoring Tool, 138995 - Adhesive Tear & Tape, 143754 - Punch Circle Tab, 146320 - Punch Detailed Trio

#### EMBELLISHMENTS

109132 - Stampin' Emboss Powder White

#### INSTRUCTIONS



#### TECHNIQUES:

- Stamping on DSP

**PAGE #:** 52

**CRAFTER LEVEL:** Avid

**CARD BASE SIZE:** Standard A2

### STAMPS

151610 - Stamp Set Photopolymer Mountain Air

### PAPER

100730 - Cardstock 8-1/2" X 11" Whisper White, 133676 - Cardstock 8-1/2" X 11" Mossy Meadow, 150883 - Seaside Spray 8-1/2" X 11" Cardstock

### INK

147087 - Classic Stampin' Pad Crushed Curry, 147103 - Classic Stampin' Pad Highland Heather, 147110 - Classic Stampin' Pad Night Of Navy, 147111 - Classic Stampin' Pad Mossy Meadow, 150085 - Seaside Spray Classic Stampin' Pad

### TOOLS

102845 - Blender Pens, 104332 - Adhesive Snail Permanent, 104430 - Stampin' Dimensionals, 119868 - Punch Circle 1" (2,5 Cm), 141337 - Sponges Stamping, 149541 - Sweet Silhouettes Dies (En), 151608 - Majestic Mountain Dies, 152320 - Pinewood Planks 3D Embossing Folder

### INSTRUCTIONS

Stamp off reversible in Highland Heather and stamp on Whisper White. Stamp again in Highland Heather. Stamp off in Night of Navy. Stamp the mountain image in Night of Navy and use blender pen to color in.



### TECHNIQUES:

- Stamping off
- Sponging
- Blender Pen Coloring

**PAGE #:** 52

**CRAFTER LEVEL:** Avid

**CARD BASE SIZE:** Standard A2

### STAMPS

151610 - Stamp Set Photopolymer Mountain Air, 151670 - Stamp Set Cling Thanks For The Laughs

### PAPER

100730 - Cardstock 8-1/2" X 11" Whisper White, 100867 - Cardstock 8-1/2" X 11" Night Of Navy, 121043 - Cardstock 8-1/2" X 11" Sahara Sand, 131201 - Cardstock 8-1/2" X 11" Pear Pizzazz

### INK

102283 - Versamark Pad, 147089 - Classic Stampin' Pad Garden Green, 147105 - Classic Stampin' Pad Balmy Blue, 147110 - Classic Stampin' Pad Night Of Navy, 147111 - Classic Stampin' Pad Mossy Meadow, 147118 - Classic Stampin' Pad Gray Granite

### TOOLS

104332 - Adhesive Snail Permanent, 104430 - Stampin' Dimensionals, 149638 - Stitched Nested Labels Dies, 151608 - Majestic Mountain Dies

### EMBELLISHMENTS

109132 - Stampin' Emboss Powder White, 149485 - Magnolia Lane Ribbon Combo Pack

### INSTRUCTIONS



### TECHNIQUES:

- Other

**PAGE #:** 52

**CRAFTER LEVEL:** Avid

**CARD BASE SIZE:** Notecard

### STAMPS

151610 - Stamp Set Photopolymer Mountain Air, 151670 - Stamp Set Cling Thanks For The Laughs

### PAPER

100730 - Cardstock 8-1/2" X 11" Whisper White, 101910 - Cardstock 8-1/2" X 11" Shimmery White, 121044 - Cardstock 8-1/2" X 11" Basic Gray, 121045 - Cardstock 8-1/2" X 11" Basic Black, 131202 - Cardstock 8-1/2" X 11" Smoky Slate

### INK

102283 - Versamark Pad, 132708 - Memento Ink Pad Tuxedo Black, 147051 - Classic Stampin' Pad Melon Mambo, 147091 - Classic Stampin' Pad Rich Razzleberry, 147093 - Classic Stampin' Pad Mango Melody

### TOOLS

103954 - Aqua Painters, 151608 - Majestic Mountain Dies

### EMBELLISHMENTS

109132 - Stampin' Emboss Powder White, 146343 - Trinkets Leaves

### INSTRUCTIONS

To cut out the reversable mountain stamp image, stamp off first then turn over cardstock then hold up to a light and place the die cut on the top lines of the mountains. You could also fussy cut them out leaving no white line.



### TECHNIQUES:

- Watercolor Wash
- Stamping off
- Modifying Punch/Dies
- Heat Embossing

**PAGE #:** 52

**CRAFTER LEVEL:** Casual

**CARD BASE SIZE:** Notecard

### STAMPS

151610 - Stamp Set Photopolymer Mountain Air, 151631 - Stamp Cling Label Me Bold

### PAPER

100730 - Cardstock 8-1/2" X 11" Whisper White

### INK

132708 - Memento Ink Pad Tuxedo Black, 147101 - Classic Stampin' Pad Calypso Coral, 147107 - Classic Stampin' Pad Pool Party, 147118 - Classic Stampin' Pad Gray Granite

### TOOLS

119869 - Punch Circle 1/2" (1,3 Cm)

### INSTRUCTIONS



### TECHNIQUES:

- Other



**PAGE #:** 52

**CRAFTER LEVEL:** Avid

**CARD BASE SIZE:** Standard A4

**STAMPS**

151595 - Stamp Set Cling Peaceful Moments, 151610 - Stamp Set Photopolymer Mountain Air

**PAPER**

100702 - Cardstock 8-1/2" X 11" Old Olive, 100730 - Cardstock 8-1/2" X 11" Whisper White, 138337 - Cardstock 8-1/2" X 11" Mint Macaron, 149500 - Paper Designer Series Specialty Pressed Petals

**INK**

147088 - Classic Stampin' Pad Shaded Spruce, 147090 - Classic Stampin' Pad Old Olive, 147113 - Classic Stampin' Pad Smoky Slate, 150083 - Pretty Peacock Classic Stampin' Pad

**TOOLS**

151503 - Coastal Weave 3D Embossing Folder, 151608 - Majestic Mountain Dies, 152323 - Stitched Shapes Dies

**EMBELLISHMENTS**

149498 - Sequin Assortment Woven Threads, 151254 - 5/16" (8 Mm) Braided Burlap Trim

**INSTRUCTIONS**



**TECHNIQUES:**

- Stamping off

**PAGE #:** 54

**CRAFTER LEVEL:** Avid

**CARD BASE SIZE:** Standard A2

**STAMPS**

151666 - Stamp Set Photopolymer Dressed To Impress

**PAPER**

100730 - Cardstock 8-1/2" X 11" Whisper White, 133675 - Cardstock 8-1/2" X 11" Blackberry Bliss, 151319 - Best Dressed Designer Series Paper

**INK**

147090 - Classic Stampin' Pad Old Olive, 147094 - Classic Stampin' Pad Daffodil Delight, 147106 - Classic Stampin' Pad Mint Macaron, 147108 - Classic Stampin' Pad Petal Pink, 147118 - Classic Stampin' Pad Gray Granite, 147140 - Classic Stampin' Pad Lovely Lipstick, 149165 - Classic Stampin' Pad Basic Gray, 149564 - Stampin' Blends Marker Purple Posy Light

**TOOLS**

104332 - Adhesive Snail Permanent, 104430 - Stampin' Dimensionals, 110755 - Glue Liquid Multipurpose, 145372 - Big Shot Framelits Stitched Shapes, 151665 - All Dressed Up Dies

**EMBELLISHMENTS**

149498 - Sequin Assortment Woven Threads, 151320 - Best Dressed Tassels, 151321 - 1/8" (3.2 Mm) Mint Macaron Sheer Linen Ribbon

**INSTRUCTIONS**

Color tassel with Purple Post Blends.



**TECHNIQUES:**

- Blender Pen Coloring

**PAGE #:** 54

**CRAFTER LEVEL:** Avid

**CARD BASE SIZE:** Standard A2

### STAMPS

151666 - Stamp Set Photopolymer Dressed To Impress

### PAPER

100730 - Cardstock 8-1/2" X 11" Whisper White, 146985 - Cardstock 8-1/2" X 11" Petal Pink, 150880 - Pretty Peacock 8-1/2" X 11" Cardstock, 151319 - Best Dressed Designer Series Paper

### INK

102283 - Versamark Pad, 147090 - Classic Stampin' Pad Old Olive, 147140 - Classic Stampin' Pad Lovely Lipstick, 149165 - Classic Stampin' Pad Basic Gray

### TOOLS

103579 - Scissors Paper Snips, 104332 - Adhesive Snail Permanent, 144108 - Stampin' Dimensionals Mini, 151665 - All Dressed Up Dies

### EMBELLISHMENTS

109132 - Stampin' Emboss Powder White

### INSTRUCTIONS



### TECHNIQUES:

- Fussy cutting
- Heat Embossing

**PAGE #:** 54

**CRAFTER LEVEL:** Avid

**CARD BASE SIZE:** Notecard

### STAMPS

151666 - Stamp Set Photopolymer Dressed To Impress

### PAPER

100730 - Cardstock 8-1/2" X 11" Whisper White, 146970 - Cardstock 8-1/2" X 11" Lovely Lipstick, 151319 - Best Dressed Designer Series Paper

### INK

132708 - Memento Ink Pad Tuxedo Black, 147092 - Classic Stampin' Pad Blackberry Bliss, 147094 - Classic Stampin' Pad Daffodil Delight, 147140 - Classic Stampin' Pad Lovely Lipstick

### TOOLS

104332 - Adhesive Snail Permanent, 104430 - Stampin' Dimensionals, 151665 - All Dressed Up Dies

### EMBELLISHMENTS

124262 - Baker's Twine Solid Whisper White, 151320 - Best Dressed Tassels

### INSTRUCTIONS



### TECHNIQUES:

- Other

**PAGE #:** 54

**CRAFTER LEVEL:** Avid

**CARD BASE SIZE:** Notecard

**STAMPS**

151666 - Stamp Set Photopolymer Dressed To Impress

**PAPER**

100730 - Cardstock 8-1/2" X 11" Whisper White, 101856 - Cardstock Vellum 8-1/2" X 11", 150881 - Purple Posy 8-1/2" X 11" Cardstock, 151319 - Best Dressed Designer Series Paper

**INK**

147090 - Classic Stampin' Pad Old Olive, 147094 - Classic Stampin' Pad Daffodil Delight, 147106 - Classic Stampin' Pad Mint Macaron, 147108 - Classic Stampin' Pad Petal Pink, 147140 - Classic Stampin' Pad Lovely Lipstick, 149165 - Classic Stampin' Pad Basic Gray, 150083 - Pretty Peacock Classic Stampin' Pad, 150084 - Purple Posy Classic Stampin' Pad

**TOOLS**

104332 - Adhesive Snail Permanent, 110755 - Glue Liquid Multipurpose, 144108 - Stampin' Dimensionals Mini, 151665 - All Dressed Up Dies

**EMBELLISHMENTS**

149498 - Sequin Assortment Woven Threads

**INSTRUCTIONS**



**TECHNIQUES:**

- Other

**PAGE #:** 54

**CRAFTER LEVEL:** Avid

**CARD BASE SIZE:** Square 3"

**STAMPS**

151666 - Stamp Set Photopolymer Dressed To Impress

**PAPER**

100730 - Cardstock 8-1/2" X 11" Whisper White, 151319 - Best Dressed Designer Series Paper, 151322 - Best Dressed 3" X 3" (7.6 X 7.6 Cm) Note Cards & Envelopes

**INK**

132708 - Memento Ink Pad Tuxedo Black, 145058 - Stampin Blends Combo Pack Smoky Slate, 147108 - Classic Stampin' Pad Petal Pink, 147140 - Classic Stampin' Pad Lovely Lipstick, 147281 - Stampin' Blends Combo Pack Lovely Lipstick, 149566 - Purple Posy Stampin' Blends Combo Pack

**TOOLS**

103579 - Scissors Paper Snips, 104332 - Adhesive Snail Permanent, 144108 - Stampin' Dimensionals Mini, 151665 - All Dressed Up Dies

**INSTRUCTIONS**



**TECHNIQUES:**

- Fussy cutting
- Stampin' Blends Coloring

**PAGE #:** 54

**CRAFTER LEVEL:** Avid

**CARD BASE SIZE:** Square 3"

**STAMPS**

151666 - Stamp Set Photopolymer Dressed To Impress

**PAPER**

151319 - Best Dressed Designer Series Paper, 151322 - Best Dressed 3" X 3" (7.6 X 7.6 Cm) Note Cards & Envelopes

**INK**

147090 - Classic Stampin' Pad Old Olive, 147094 - Classic Stampin' Pad Daffodil Delight, 147118 - Classic Stampin' Pad Gray Granite, 150083 - Pretty Peacock Classic Stampin' Pad, 150084 - Purple Posy Classic Stampin' Pad

**TOOLS**

103579 - Scissors Paper Snips, 104430 - Stampin' Dimensionals, 151665 - All Dressed Up Dies

**EMBELLISHMENTS**

151321 - 1/8" (3.2 Mm) Mint Macaron Sheer Linen Ribbon

**INSTRUCTIONS**



**TECHNIQUES:**

- Fussy cutting
- Stamping off

**PAGE #:** 54

**CRAFTER LEVEL:** Avid

**CARD BASE SIZE:**

**PAPER**

121044 - Cardstock 8-1/2" X 11" Basic Gray, 146985 - Cardstock 8-1/2" X 11" Petal Pink, 151319 - Best Dressed Designer Series Paper

**TOOLS**

110755 - Glue Liquid Multipurpose, 151665 - All Dressed Up Dies

**INSTRUCTIONS**

Fold the tote side in and add handles to make a backpack style instead.



**TECHNIQUES:**

- Modifying Punch/Dies

**PAGE #:** 54

**CRAFTER LEVEL:** Avid

**CARD BASE SIZE:**

**PAPER**

132622 - Foil Sheets Gold, 138337 - Cardstock 8-1/2" X 11" Mint Macaron

**TOOLS**

103683 - Mini Glue Dots, 104430 - Stampin' Dimensionals, 110755 - Glue Liquid Multipurpose, 149575 - Embossing Folder 3D Mosaic, 151665 - All Dressed Up Dies

**EMBELLISHMENTS**

151320 - Best Dressed Tassels

**INSTRUCTIONS**



**TECHNIQUES:**

- Modifying Punch/Dies

**PAGE #:** 54

**CRAFTER LEVEL:** Avid

**CARD BASE SIZE:**

**PAPER**

132622 - Foil Sheets Gold, 150880 - Pretty Peacock 8-1/2" X 11" Cardstock, 151322 - Best Dressed 3" X 3" (7.6 X 7.6 Cm) Note Cards & Envelopes

**TOOLS**

110755 - Glue Liquid Multipurpose, 151665 - All Dressed Up Dies, 151785 - Tufted 3D Embossing Folder

**INSTRUCTIONS**



**TECHNIQUES:**

- Other

**PAGE #:** 54

**CRAFTER LEVEL:** Avid

**CARD BASE SIZE:**

**PAPER**

132622 - Foil Sheets Gold, 146970 - Cardstock 8-1/2" X 11" Lovely Lipstick, 151319 - Best Dressed Designer Series Paper

**TOOLS**

103683 - Mini Glue Dots, 110755 - Glue Liquid Multipurpose, 144108 - Stampin' Dimensionals Mini, 151665 - All Dressed Up Dies

**EMBELLISHMENTS**

151320 - Best Dressed Tassels, 151321 - 1/8" (3.2 Mm) Mint Macaron Sheer Linen Ribbon

**INSTRUCTIONS**



**TECHNIQUES:**

- Fussy cutting

**PAGE #:** 54

**CRAFTER LEVEL:** Avid

**CARD BASE SIZE:**

**STAMPS**

151666 - Stamp Set Photopolymer Dressed To Impress

**PAPER**

100730 - Cardstock 8-1/2" X 11" Whisper White, 151319 - Best Dressed Designer Series Paper

**INK**

147090 - Classic Stampin' Pad Old Olive, 147108 - Classic Stampin' Pad Petal Pink, 149165 - Classic Stampin' Pad Basic Gray, 150084 - Purple Posy Classic Stampin' Pad

**TOOLS**

151665 - All Dressed Up Dies

**EMBELLISHMENTS**

149706 - Purple Posy 1/2" (1.3 Cm) Scalloped Linen Ribbon

**INSTRUCTIONS**

Cut two patterns of the DSP and glue together different sections.



**TECHNIQUES:**

- Modifying Punch/Dies

**PAGE #:** 54

**CRAFTER LEVEL:** Avid

**CARD BASE SIZE:**

**PAPER**

132622 - Foil Sheets Gold, 150881 - Purple Posy 8-1/2" X 11" Cardstock

**INK**

147026 - Stampin' Blends Lovely Lipstick Light

**TOOLS**

110755 - Glue Liquid Multipurpose, 151665 - All Dressed Up Dies

**EMBELLISHMENTS**

124262 - Baker's Twine Solid Whisper White, 151320 - Best Dressed Tassels

**INSTRUCTIONS**

Color bottom half of the white tassel with Lovely Lipstick Stampin Blends. Dip into water to make it bleed into the white. Let dry or set with Heat Tool.



**TECHNIQUES:**

- Blender Pen Coloring





**PAGE #:** 54

**CRAFTER LEVEL:** Avid

**CARD BASE SIZE:**

**STAMPS**

151666 - Stamp Set Photopolymer Dressed To Impress

**PAPER**

100730 - Cardstock 8-1/2" X 11" Whisper White, 150881 - Purple Posy 8-1/2" X 11" Cardstock, 151319 - Best Dressed Designer Series Paper

**INK**

147106 - Classic Stampin' Pad Mint Macaron, 149165 - Classic Stampin' Pad Basic Gray, 150084 - Purple Posy Classic Stampin' Pad

**TOOLS**

145372 - Big Shot Framelits Stitched Shapes, 151665 - All Dressed Up Dies

**EMBELLISHMENTS**

124262 - Baker's Twine Solid Whisper White, 151320 - Best Dressed Tassels, 151321 - 1/8" (3.2 Mm) Mint Macaron Sheer Linen Ribbon

**INSTRUCTIONS**



**TECHNIQUES:**

- Other

**PAGE #:** 54

**CRAFTER LEVEL:** Avid

**CARD BASE SIZE:**

**STAMPS**

151666 - Stamp Set Photopolymer Dressed To Impress

**PAPER**

100730 - Cardstock 8-1/2" X 11" Whisper White, 151322 - Best Dressed 3" X 3" (7.6 X 7.6 Cm) Note Cards & Envelopes

**INK**

132708 - Memento Ink Pad Tuxedo Black, 147094 - Classic Stampin' Pad Daffodil Delight, 147106 - Classic Stampin' Pad Mint Macaron, 147108 - Classic Stampin' Pad Petal Pink, 147140 - Classic Stampin' Pad Lovely Lipstick, 150084 - Purple Posy Classic Stampin' Pad

**TOOLS**

151665 - All Dressed Up Dies

**INSTRUCTIONS**



**TECHNIQUES:**

- Other

**PAGE #:** 54

**CRAFTER LEVEL:** Avid

**CARD BASE SIZE:** Square 3"

**STAMPS**

151666 - Stamp Set Photopolymer Dressed To Impress

**PAPER**

151319 - Best Dressed Designer Series Paper, 151322 - Best Dressed 3" X 3" (7.6 X 7.6 Cm) Note Cards & Envelopes

**INK**

132708 - Memento Ink Pad Tuxedo Black, 147140 - Classic Stampin' Pad Lovely Lipstick, 150084 - Purple Posy Classic Stampin' Pad

**TOOLS**

104332 - Adhesive Snail Permanent, 143720 - Punch Circle 2-1/4" (5.7 Cm), 144108 - Stampin' Dimensionals Mini, 151665 - All Dressed Up Dies

**EMBELLISHMENTS**

151321 - 1/8" (3.2 Mm) Mint Macaron Sheer Linen Ribbon

**INSTRUCTIONS**



**TECHNIQUES:**

- Other

**PAGE #:** 54

**CRAFTER LEVEL:** Avid

**CARD BASE SIZE:** Square 3"

**STAMPS**

151666 - Stamp Set Photopolymer Dressed To Impress

**PAPER**

100730 - Cardstock 8-1/2" X 11" Whisper White, 101856 - Cardstock Vellum 8-1/2" X 11", 151322 - Best Dressed 3" X 3" (7.6 X 7.6 Cm) Note Cards & Envelopes

**INK**

132708 - Memento Ink Pad Tuxedo Black, 147106 - Classic Stampin' Pad Mint Macaron, 147108 - Classic Stampin' Pad Petal Pink, 147140 - Classic Stampin' Pad Lovely Lipstick, 150084 - Purple Posy Classic Stampin' Pad

**TOOLS**

104332 - Adhesive Snail Permanent, 104430 - Stampin' Dimensionals, 110755 - Glue Liquid Multipurpose, 145372 - Big Shot Framelits Stitched Shapes, 151665 - All Dressed Up Dies

**EMBELLISHMENTS**

149498 - Sequin Assortment Woven Threads

**INSTRUCTIONS**



**TECHNIQUES:**

- Other

**PAGE #:** 54

**CRAFTER LEVEL:** Avid

**CARD BASE SIZE:** Square 3"

**STAMPS**

151666 - Stamp Set Photopolymer Dressed To Impress

**PAPER**

100730 - Cardstock 8-1/2" X 11" Whisper White, 132622 - Foil Sheets Gold, 151319 - Best Dressed Designer Series Paper, 151322 - Best Dressed 3" X 3" (7.6 X 7.6 Cm) Note Cards & Envelopes

**INK**

132708 - Memento Ink Pad Tuxedo Black, 147281 - Stampin' Blends Combo Pack Lovely Lipstick

**TOOLS**

103683 - Mini Glue Dots, 104332 - Adhesive Snail Permanent, 110755 - Glue Liquid Multipurpose, 151665 - All Dressed Up Dies

**EMBELLISHMENTS**

149498 - Sequin Assortment Woven Threads, 151321 - 1/8" (3.2 Mm) Mint Macaron Sheer Linen Ribbon

**INSTRUCTIONS**



**TECHNIQUES:**

- Stampin' Blends Coloring

**PAGE #:** 57

**CRAFTER LEVEL:** Avid

**CARD BASE SIZE:** Square 4"

**STAMPS**

151674 - Stamp Set Photopolymer Music From The Heart

**PAPER**

119683 - Cardstock 8-1/2" X 11" Daffodil Delight, 120953 - Cardstock 8-1/2" X 11" Crumb Cake, 149616 - Paper Designer Series 6" X 6" (15.2 X 15.2 Cm) Regals

**INK**

141709 - Watercolor Pencils, 147086 - Classic Stampin' Pad Pumpkin Pie, 147094 - Classic Stampin' Pad Daffodil Delight, 147114 - Classic Stampin' Pad Early Espresso

**TOOLS**

104332 - Adhesive Snail Permanent, 104430 - Stampin' Dimensionals, 151690 - Stitched So Sweetly Dies

**EMBELLISHMENTS**

150457 - Holiday Rhinestone Basic Jewels

**INSTRUCTIONS**



**TECHNIQUES:**

- Create your own DSP
- Fussy cutting
- Watercolor Pencils Coloring

**PAGE #:** 57

**CRAFTER LEVEL:** Avid

**CARD BASE SIZE:** Notecard

**STAMPS**

151674 - Stamp Set Photopolymer Music From The Heart

**PAPER**

100730 - Cardstock 8-1/2" X 11" Whisper White, 131297 - Cardstock 8-1/2" X 11" Coastal Cabana, 151313 - Birthday Bonanza Designer Series Paper

**INK**

147087 - Classic Stampin' Pad Crushed Curry, 147097 - Classic Stampin' Pad Coastal Cabana, 147118 - Classic Stampin' Pad Gray Granite

**TOOLS**

104332 - Adhesive Snail Permanent, 104430 - Stampin' Dimensionals, 145372 - Big Shot Framelits Stitched Shapes, 151690 - Stitched So Sweetly Dies

**EMBELLISHMENTS**

138402 - Thread Metallic Silver



**TECHNIQUES:**

- Fussy cutting

**INSTRUCTIONS**

**PAGE #:** 57

**CRAFTER LEVEL:** Avid

**CARD BASE SIZE:** Standard A4

**STAMPS**

151674 - Stamp Set Photopolymer Music From The Heart

**PAPER**

122925 - Cardstock 8-1/2" X 11" Calypso Coral, 132622 - Foil Sheets Gold, 149497 - Paper Designer Series Woven Threads

**INK**

102283 - Versamark Pad, 141709 - Watercolor Pencils, 147098 - Classic Stampin' Pad Pacific Point, 147101 - Classic Stampin' Pad Calypso Coral

**TOOLS**

104332 - Adhesive Snail Permanent, 104430 - Stampin' Dimensionals, 143717 - Punch Starburst, 151792 - Stitched Labels Dies

**EMBELLISHMENTS**

109129 - Stampin' Emboss Powder Gold, 109132 - Stampin' Emboss Powder White, 146342 - Twine Nature's, 149445 - Library Clips Mini



**TECHNIQUES:**

- Watercoloring
- Heat Embossing
- Other

**INSTRUCTIONS**

Used Coral watercolor pencil to add "halo" around heat embossed sentiment.

**PAGE #:** 58

**CRAFTER LEVEL:** Avid

**CARD BASE SIZE:** Memories & More

**PAPER**

100730 - Cardstock 8-1/2" X 11" Whisper White, 121045 - Cardstock 8-1/2" X 11" Basic Black, 149710 - Cards & Envelopes Memories & More Assorted, 150884 - Terracotta Tile 8-1/2" X 11" Cardstock

**INK**

101406 - Stazon Pad Jet Black, 102283 - Versamark Pad, 141709 - Watercolor Pencils

**TOOLS**

104430 - Stampin' Dimensionals, 138995 - Adhesive Tear & Tape, 152323 - Stitched Shapes Dies

**EMBELLISHMENTS**

109132 - Stampin' Emboss Powder White

**KITS**

151301 - Botanical Prints Product Medley

**INSTRUCTIONS**

Distressed ribbon slightly to enhance texture, cut down laser cut card overlay and used white side.



**TECHNIQUES:**

- Heat Embossing
- Watercolor Pencils Coloring
- Modifying Ribbon/Trim

**PAGE #:** 58

**CRAFTER LEVEL:** Avid

**CARD BASE SIZE:** Notecard

**PAPER**

131199 - Cardstock 8-1/2" X 11" Crushed Curry, 131527 - Note Cards & Envelopes Whisper White

**INK**

101406 - Stazon Pad Jet Black, 149538 - Stampin' Blends Marker Pretty Peacock Light

**TOOLS**

104430 - Stampin' Dimensionals, 151820 - Stitched Rectangles Dies

**KITS**

151301 - Botanical Prints Product Medley

**INSTRUCTIONS**

Colored label with Blends



**TECHNIQUES:**

- Stampin' Blends Coloring

**PAGE #:** 58

**CRAFTER LEVEL:** Avid

**CARD BASE SIZE:**

**PAPER**

100730 - Cardstock 8-1/2" X 11" Whisper White, 144645 - Mini Pizza Boxes, 150880 - Pretty Peacock 8-1/2" X 11" Cardstock

**INK**

132708 - Memento Ink Pad Tuxedo Black, 144045 - Stampin' Blends Combo Pack Calypso Coral, 144597 - Stampin' Blends Combo Pack Old Olive, 144603 - Stampin' Blends Combo Pack Daffodil Delight, 150086 - Terracotta Tile Classic Stampin' Pad

**TOOLS**

104430 - Stampin' Dimensionals, 152323 - Stitched Shapes Dies

**KITS**

151301 - Botanical Prints Product Medley

**INSTRUCTIONS**



**TECHNIQUES:**

- Stampin' Blends Coloring

**PAGE #:** 58

**CRAFTER LEVEL:** Avid

**CARD BASE SIZE:** Standard A2

**PAPER**

100702 - Cardstock 8-1/2" X 11" Old Olive, 100730 - Cardstock 8-1/2" X 11" Whisper White, 121045 - Cardstock 8-1/2" X 11" Basic Black

**INK**

150083 - Pretty Peacock Classic Stampin' Pad

**TOOLS**

104430 - Stampin' Dimensionals, 151820 - Stitched Rectangles Dies

**KITS**

151301 - Botanical Prints Product Medley

**INSTRUCTIONS**

Cut down overlay to use as a layer



**TECHNIQUES:**

- Modifying Embellishments



**PAGE #:** 58

**CRAFTER LEVEL:** Avid

**CARD BASE SIZE:** Notecard

**PAPER**

100730 - Cardstock 8-1/2" X 11" Whisper White, 119683 - Cardstock 8-1/2" X 11" Daffodil Delight

**INK**

132708 - Memento Ink Pad Tuxedo Black, 144577 - Stampin' Blends Pumpkin Pie Dark, 144597 - Stampin' Blends Combo Pack Old Olive, 144603 - Stampin' Blends Combo Pack Daffodil Delight, 147090 - Classic Stampin' Pad Old Olive

**TOOLS**

104430 - Stampin' Dimensionals

**KITS**

151301 - Botanical Prints Product Medley

**INSTRUCTIONS**



**TECHNIQUES:**

- Stampin' Blends Coloring

**PAGE #:** 61

**CRAFTER LEVEL:** Avid

**CARD BASE SIZE:**

**PAPER**

100702 - Cardstock 8-1/2" X 11" Old Olive, 100730 - Cardstock 8-1/2" X 11" Whisper White, 131199 - Cardstock 8-1/2" X 11" Crushed Curry, 140272 - Cardstock 8-1/2" X 11" Whisper White Thick

**INK**

132708 - Memento Ink Pad Tuxedo Black, 147087 - Classic Stampin' Pad Crushed Curry, 147090 - Classic Stampin' Pad Old Olive, 150086 - Terracotta Tile Classic Stampin' Pad

**TOOLS**

119868 - Punch Circle 1" (2,5 Cm), 133773 - Sponge Daubers

**KITS**

151301 - Botanical Prints Product Medley

**INSTRUCTIONS**

To create the box, I scored the DSP at 1" on all 4 sides. The bottom of the box is 6 1/2 x 6 1/2 scored on all 4 sides at 1 1/4.

I sponged the stamp image and the DSP.



**TECHNIQUES:**

- Sponging

**PAGE #:** 61

**CRAFTER LEVEL:** Avid

**CARD BASE SIZE:** Notecard

**PAPER**

100702 - Cardstock 8-1/2" X 11" Old Olive, 100730 - Cardstock 8-1/2" X 11" Whisper White, 131527 - Note Cards & Envelopes Whisper White

**INK**

132708 - Memento Ink Pad Tuxedo Black, 144597 - Stampin' Blends Combo Pack Old Olive, 149560 - Pretty Peacock Stampin' Blends Combo Pack, 150083 - Pretty Peacock Classic Stampin' Pad

**EMBELLISHMENTS**

151325 - Peaceful Poppies Sequins

**KITS**

151301 - Botanical Prints Product Medley

**INSTRUCTIONS**



**TECHNIQUES:**

- Stampin' Blends Coloring

**PAGE #:** 61

**CRAFTER LEVEL:** Avid

**CARD BASE SIZE:** Standard A2

**PAPER**

150880 - Pretty Peacock 8-1/2" X 11" Cardstock

**INK**

150086 - Terracotta Tile Classic Stampin' Pad

**KITS**

151301 - Botanical Prints Product Medley

**INSTRUCTIONS**



**TECHNIQUES:**

- Stamps, Ink & Paper

**PAGE #:** 62

**CRAFTER LEVEL:** Avid

**CARD BASE SIZE:** Notecard

**PAPER**

100730 - Cardstock 8-1/2" X 11" Whisper White, 133676 - Cardstock 8-1/2" X 11" Mossy Meadow, 138337 - Cardstock 8-1/2" X 11" Mint Macaron

**INK**

144578 - Stampin' Blends Pumpkin Pie Light, 147020 - Stampin' Blends Mint Macaron Light, 147943 - Stampin' Blends Mango Melody Light, 148545 - Stampin' Blends Mossy Meadow Light

**TOOLS**

145667 - Punch Tailored Tag, 151801 - Tin Tile 3D Embossing Folder

**EMBELLISHMENTS**

146342 - Twine Nature's

**RAW STAMPS**

151721 - Stamp Set Cling Botanical Prints

**RAW PACKAGED**

152457 - Botanical Prints Dies

**INSTRUCTIONS**

Stamp in Mossy Meadow and color in with Blends: Mint Macaron, Pumpkin Pie, and Mango Melody. Use brush tip of Mossy Meadow Blend Light on the side to run across Tin Tile embossed Mossy Meadow to add depth.



**TECHNIQUES:**

- Stampin' Blends Coloring

**PAGE #:** 62

**CRAFTER LEVEL:** Avid

**CARD BASE SIZE:**

**PAPER**

100702 - Cardstock 8-1/2" X 11" Old Olive, 100730 - Cardstock 8-1/2" X 11" Whisper White, 101910 - Cardstock 8-1/2" X 11" Shimmery White, 122924 - Cardstock 8-1/2" X 11" Pool Party, 151252 - Tropical Oasis Designer Series Paper

**INK**

101406 - Stazon Pad Jet Black, 147046 - Shimmer Paint Frost White, 147052 - Classic Stampin' Pad Flirty Flamingo, 147090 - Classic Stampin' Pad Old Olive, 147115 - Classic Stampin' Pad Soft Suede

**TOOLS**

103954 - Aqua Painters, 126185 - Stampin' Spritzer, 149518 - Punch Tag Topper Delightful, 151665 - All Dressed Up Dies

**EMBELLISHMENTS**

149593 - Very Vanilla 3/8" (1 Cm) Scalloped Lace Ribbon

**RAW STAMPS**

151721 - Stamp Set Cling Botanical Prints

**RAW PACKAGED**

152457 - Botanical Prints Dies

**INSTRUCTIONS**



**TECHNIQUES:**

- Watercoloring

**PAGE #:** 62

**CRAFTER LEVEL:** Avid

**CARD BASE SIZE:** Standard A2

**PAPER**

100730 - Cardstock 8-1/2" X 11" Whisper White, 115316 - Cardstock 8-1/2" X 11" Rich Razzleberry, 146981 - Cardstock 8-1/2" X 11" Shaded Spruce, 146988 - Cardstock 8-1/2" X 11" Soft Sea Foam, 149500 - Paper Designer Series Specialty Pressed Petals

**INK**

102283 - Versamark Pad, 147088 - Classic Stampin' Pad Shaded Spruce, 147092 - Classic Stampin' Pad Blackberry Bliss

**TOOLS**

102845 - Blender Pens, 145667 - Punch Tailored Tag, 151792 - Stitched Labels Dies

**EMBELLISHMENTS**

104199 - Thread Linen, 109132 - Stampin' Emboss Powder White

**RAW STAMPS**

151721 - Stamp Set Cling Botanical Prints

**RAW PACKAGED**

152457 - Botanical Prints Dies

**INSTRUCTIONS**



**TECHNIQUES:**

- Blender Pen Coloring

**PAGE #:** 62

**CRAFTER LEVEL:** Avid

**CARD BASE SIZE:** Notecard

**STAMPS**

149507 - Stamp Set Cling For The Love Of Felt

**PAPER**

100730 - Cardstock 8-1/2" X 11" Whisper White, 119793 - Card Stock 8-1/2" X 11" Poppy Parade, 131297 - Cardstock 8-1/2" X 11" Coastal Cabana

**INK**

102283 - Versamark Pad, 119672 - Classic Stampin' Ink Refill Daffodil Delight, 119791 - Classic Stampin' Ink Refill Poppy Parade, 132708 - Memento Ink Pad Tuxedo Black, 141402 - Classic Stampin' Ink Refill Flirty Flamingo

**TOOLS**

103954 - Aqua Painters, 104331 - Adhesive Refill Snail Permanent, 104430 - Stampin' Dimensionals, 126185 - Stampin' Spritzer

**EMBELLISHMENTS**

109132 - Stampin' Emboss Powder White, 146280 - Basic Black 1/2" (1.3 Cm) Satin Ribbon, 151318 - Country Club Twine Combo Pack

**INSTRUCTIONS**



**TECHNIQUES:**

- Spritzing
- Heat Embossing
- Splattering



**PAGE #:** 62      **CRAFTER LEVEL:** Artfully Avid      **CARD BASE SIZE:** Standard A2

#### STAMPS

149507 - Stamp Set Cling For The Love Of Felt

#### PAPER

100730 - Cardstock 8-1/2" X 11" Whisper White, 133675 - Cardstock 8-1/2" X 11" Blackberry Bliss, 149616 - Paper Designer Series 6" X 6" (15.2 X 15.2 Cm) Regals

#### INK

102283 - Versamark Pad, 147090 - Classic Stampin' Pad Old Olive, 147111 - Classic Stampin' Pad Mossy Meadow

#### TOOLS

103579 - Scissors Paper Snips, 104331 - Adhesive Refill Snail Permanent, 144108 - Stampin' Dimensionals Mini

#### EMBELLISHMENTS

109129 - Stampin' Emboss Powder Gold, 148782 - Embellishments Frosted Flower

#### INSTRUCTIONS



#### TECHNIQUES:

- Fussy cutting
- Heat Embossing

**PAGE #:** 62      **CRAFTER LEVEL:** Avid      **CARD BASE SIZE:**

#### STAMPS

149507 - Stamp Set Cling For The Love Of Felt

#### PAPER

100730 - Cardstock 8-1/2" X 11" Whisper White, 119793 - Card Stock 8-1/2" X 11" Poppy Parade, 151190 - Heart Foil Tins

#### INK

147050 - Classic Stampin' Pad Poppy Parade, 147138 - Classic Stampin' Pad Blueberry Bushel

#### TOOLS

103579 - Scissors Paper Snips, 104331 - Adhesive Refill Snail Permanent, 104430 - Stampin' Dimensionals, 110755 - Glue Liquid Multipurpose, 143720 - Punch Circle 2-1/4" (5.7 Cm), 151605 - Painted Labels Dies

#### EMBELLISHMENTS

149590 - 3/8" (1 Cm) Denim Ribbon

#### INSTRUCTIONS



#### TECHNIQUES:

- Fussy cutting

**PAGE #:** 62

**CRAFTER LEVEL:** Artfully Avid

**CARD BASE SIZE:** Notecard

**STAMPS**

149373 - Stamp Set Cling Wish For It All

**PAPER**

100730 - Cardstock 8-1/2" X 11" Whisper White, 105117 - Cardstock 8-1/2" X 11" Pumpkin Pie, 131198 - Cardstock 8-1/2" X 11" Blushing Bride, 146971 - Cardstock 8-1/2" X 11" Pineapple Punch

**INK**

102283 - Versamark Pad, 147052 - Classic Stampin' Pad Flirty Flamingo, 147086 - Classic Stampin' Pad Pumpkin Pie, 150083 - Pretty Peacock Classic Stampin' Pad

**TOOLS**

102845 - Blender Pens, 103683 - Mini Glue Dots, 104332 - Adhesive Snail Permanent, 104430 - Stampin' Dimensionals, 149548 - Budding Blooms Dies

**EMBELLISHMENTS**

109132 - Stampin' Emboss Powder White, 148764 - Ribbon Flax 5/8" (1.6 Cm) Whisper White

**KITS**

148266 - Kit Card Notes Of Kindness

**INSTRUCTIONS**



**TECHNIQUES:**

- Heat Embossing
- Repeating Pattern Stamping
- Fussy cutting

**PAGE #:** 62

**CRAFTER LEVEL:** Casual

**CARD BASE SIZE:** Square 3"

**PAPER**

100730 - Cardstock 8-1/2" X 11" Whisper White, 122924 - Cardstock 8-1/2" X 11" Pool Party

**INK**

147093 - Classic Stampin' Pad Mango Melody, 147104 - Classic Stampin' Pad Pear Pizzazz, 147107 - Classic Stampin' Pad Pool Party, 150086 - Terracotta Tile Classic Stampin' Pad

**TOOLS**

104332 - Adhesive Snail Permanent, 104430 - Stampin' Dimensionals, 145372 - Big Shot Framelits Stitched Shapes

**KITS**

148266 - Kit Card Notes Of Kindness

**INSTRUCTIONS**



**TECHNIQUES:**

- Repeating Pattern Stamping



**PAGE #:** 62

**CRAFTER LEVEL:** Artfully Avid

**CARD BASE SIZE:** Standard A2

**PAPER**

101856 - Cardstock Vellum 8-1/2" X 11", 101910 - Cardstock 8-1/2" X 11" Shimmery White, 115316 - Cardstock 8-1/2" X 11" Rich Razzleberry, 141416 - Cardstock 8-1/2" X 11" Flirty Flamingo, 146989 - Cardstock 8-1/2" X 11" Mango Melody

**INK**

102283 - Versamark Pad, 147052 - Classic Stampin' Pad Flirty Flamingo, 147091 - Classic Stampin' Pad Rich Razzleberry, 147093 - Classic Stampin' Pad Mango Melody

**TOOLS**

103683 - Mini Glue Dots, 104332 - Adhesive Snail Permanent, 104430 - Stampin' Dimensionals, 126185 - Stampin' Spritzer, 143717 - Punch Starburst, 149575 - Embossing Folder 3D Mosaic

**EMBELLISHMENTS**

109132 - Stampin' Emboss Powder White, 148764 - Ribbon Flax 5/8" (1.6 Cm) Whisper White

**KITS**

148266 - Kit Card Notes Of Kindness

**INSTRUCTIONS**

stamp the background image in desired colors on Shimmery White cardstock, then lightly spritz with water to let the color bleed. Cut one string off of the Flax ribbon to tie your bow.



**TECHNIQUES:**

- Fussy cutting
- Heat Embossing
- Spritzing
- Modifying Ribbon/Trim

**PAGE #:** 62

**CRAFTER LEVEL:** Avid

**CARD BASE SIZE:** Square 3"

**PAPER**

119793 - Card Stock 8-1/2" X 11" Poppy Parade, 138337 - Cardstock 8-1/2" X 11" Mint Macaron, 144237 - Cardstock Thick 8-1/2" X 11" Very Vanilla, 149478 - Mosaic Mood Specialty Designer Series Paper

**INK**

147050 - Classic Stampin' Pad Poppy Parade, 147115 - Classic Stampin' Pad Soft Suede

**TOOLS**

104332 - Adhesive Snail Permanent, 104430 - Stampin' Dimensionals, 150076 - Punch Story Label

**KITS**

151304 - Three Cheers For You Card Kit (En)

**INSTRUCTIONS**

Fussy cut the hummingbird from the DSP.



**TECHNIQUES:**

- Fussy cutting
- Create your own DSP

**PAGE #:** 62      **CRAFTER LEVEL:** Artfully Avid      **CARD BASE SIZE:** Standard A2

**PAPER**

100730 - Cardstock 8-1/2" X 11" Whisper White, 131197 - Cardstock 8-1/2" X 11" Bermuda Bay,  
149101 - Perennial Essence 12" X 12" (30.5X 30.5 Cm) Vellum Cardstock

**INK**

147096 - Classic Stampin' Pad Bermuda Bay

**TOOLS**

104332 - Adhesive Snail Permanent, 104430 - Stampin' Dimensionals, 138309 - Glue Pen Fine-Tip,  
140609 - Punch Balloon Bouquet

**EMBELLISHMENTS**

133751 - Stampin' Glitter Dazzling Diamonds, 146939 - Ribbon Mini Striped 1/4" (6.4 Mm) Bermuda Bay

**KITS**

151304 - Three Cheers For You Card Kit (En)

**INSTRUCTIONS**

Create fringe by cutting a strip of card stock, then snip along one side, about 1/8" apart. Make sure you don't cut all the way through.



**TECHNIQUES:**

- Other

**PAGE #:** 62      **CRAFTER LEVEL:** Avid      **CARD BASE SIZE:** Standard A2

**PAPER**

100730 - Cardstock 8-1/2" X 11" Whisper White, 131201 - Cardstock 8-1/2" X 11" Pear Pizzazz,  
133676 - Cardstock 8-1/2" X 11" Mossy Meadow, 146989 - Cardstock 8-1/2" X 11" Mango Melody

**INK**

101406 - Stazon Pad Jet Black, 147093 - Classic Stampin' Pad Mango Melody

**TOOLS**

104332 - Adhesive Snail Permanent, 104430 - Stampin' Dimensionals, 138309 - Glue Pen Fine-Tip,  
146831 - Big Shot Thinlits Tropical, 151775 - Subtle 3D Embossing Folder

**EMBELLISHMENTS**

149485 - Magnolia Lane Ribbon Combo Pack

**KITS**

151304 - Three Cheers For You Card Kit (En)

**INSTRUCTIONS**



**TECHNIQUES:**

- Stamping off

**PAGE #:** 62

**CRAFTER LEVEL:** Avid

**CARD BASE SIZE:**

**PAPER**

100730 - Cardstock 8-1/2" X 11" Whisper White, 147018 - Pillow Boxes Kraft, 149615 - Paper Designer Series 6" X 6" (15.2 X 15.2 Cm) Subtles

**INK**

144045 - Stampin' Blends Combo Pack Calypso Coral, 144605 - Stampin' Blends Combo Pack Pool Party, 147945 - Stampin' Blends Mango Melody Combo Pack, 148547 - Stampin' Blends Mossy Meadow Combo Pack, 149165 - Classic Stampin' Pad Basic Gray

**TOOLS**

103683 - Mini Glue Dots, 133324 - Punch Tag Topper Scalloped

**EMBELLISHMENTS**

124262 - Baker's Twine Solid Whisper White, 144219 - Basic Pearl Jewels

**KITS**

146388 - Kit Card Lots Of Happy

**INSTRUCTIONS**



**TECHNIQUES:**

- Fussy cutting
- Stampin' Blends Coloring

**PAGE #:** 62

**CRAFTER LEVEL:** Avid

**CARD BASE SIZE:** Standard A2

**PAPER**

122924 - Cardstock 8-1/2" X 11" Pool Party, 146971 - Cardstock 8-1/2" X 11" Pineapple Punch, 149612 - Paper Watercolor Fluid 100

**INK**

102283 - Versamark Pad, 147087 - Classic Stampin' Pad Crushed Curry, 147096 - Classic Stampin' Pad Bermuda Bay, 147097 - Classic Stampin' Pad Coastal Cabana, 147141 - Classic Stampin' Pad Pineapple Punch

**TOOLS**

103954 - Aqua Painters, 104332 - Adhesive Snail Permanent, 144108 - Stampin' Dimensionals Mini

**EMBELLISHMENTS**

109129 - Stampin' Emboss Powder Gold, 109132 - Stampin' Emboss Powder White, 146282 - Pearls Metallic, 146951 - Ribbon Grosgrain 1/8" (3.2 Mm) Call Me Clover

**KITS**

146388 - Kit Card Lots Of Happy

**INSTRUCTIONS**



**TECHNIQUES:**

- Emboss Resist
- Watercolor Wash

**PAGE #:** 62

**CRAFTER LEVEL:** Casual

**CARD BASE SIZE:** Square 4"

**PAPER**

105117 - Cardstock 8-1/2" X 11" Pumpkin Pie, 119793 - Card Stock 8-1/2" X 11" Poppy Parade,  
140272 - Cardstock 8-1/2" X 11" Whisper White Thick

**INK**

132708 - Memento Ink Pad Tuxedo Black, 147050 - Classic Stampin' Pad Poppy Parade, 147086 -  
Classic Stampin' Pad Pumpkin Pie, 147094 - Classic Stampin' Pad Daffodil Delight, 147096 - Classic  
Stampin' Pad Bermuda Bay, 149014 - Watercolor Pencils Assortment 2

**TOOLS**

103683 - Mini Glue Dots, 104332 - Adhesive Snail Permanent, 104430 - Stampin' Dimensionals,  
133773 - Sponge Daubers, 149638 - Stitched Nested Labels Dies

**EMBELLISHMENTS**

146939 - Ribbon Mini Striped 1/4" (6.4 Mm) Bermuda Bay

**KITS**

146388 - Kit Card Lots Of Happy

**INSTRUCTIONS**

Quick coloring with sponge daubers  
card size if 4-1/2 x 4-1/2"



**TECHNIQUES:**

- Other

**PAGE #:** 62

**CRAFTER LEVEL:** Avid

**CARD BASE SIZE:** Standard A2

**PAPER**

100867 - Cardstock 8-1/2" X 11" Night Of Navy, 131202 - Cardstock 8-1/2" X 11" Smoky Slate,  
140272 - Cardstock 8-1/2" X 11" Whisper White Thick, 146982 - Cardstock 8-1/2" X 11" Balmy Blue,  
149613 - Paper Designer Series 6" X 6" (15.2 X 15.2 Cm) Brights, 149614 - Paper Designer Series  
6" X 6" (15.2 X 15.2 Cm) Neutrals

**INK**

102283 - Versamark Pad, 147105 - Classic Stampin' Pad Balmy Blue, 147110 - Classic Stampin'  
Pad Night Of Navy, 147113 - Classic Stampin' Pad Smoky Slate

**TOOLS**

104332 - Adhesive Snail Permanent, 104430 - Stampin' Dimensionals, 138292 - Punch Triple  
Banner, 138299 - Punch Circle 1-1/2" (3,8 Cm)

**EMBELLISHMENTS**

109132 - Stampin' Emboss Powder White, 146282 - Pearls Metallic

**KITS**

149651 - Looking Up Card Kit (En)

**INSTRUCTIONS**



**TECHNIQUES:**

- Heat Embossing

**PAGE #:** 62      **CRAFTER LEVEL:** Avid      **CARD BASE SIZE:** Square 3"

#### PAPER

115316 - Cardstock 8-1/2" X 11" Rich Razzleberry, 144237 - Cardstock Thick 8-1/2" X 11" Very Vanilla, 149478 - Mosaic Mood Specialty Designer Series Paper

#### INK

147091 - Classic Stampin' Pad Rich Razzleberry, 147115 - Classic Stampin' Pad Soft Suede

#### TOOLS

104332 - Adhesive Snail Permanent, 104430 - Stampin' Dimensionals, 133773 - Sponge Daubers

#### EMBELLISHMENTS

124262 - Baker's Twine Solid Whisper White, 149593 - Very Vanilla 3/8" (1 Cm) Scalloped Lace Ribbon

#### KITS

149651 - Looking Up Card Kit (En)

#### INSTRUCTIONS

Color baker's twine with rich razzleberry ink



#### TECHNIQUES:

- Fussy cutting
- Modifying Ribbon/Trim

**PAGE #:** 62      **CRAFTER LEVEL:** Casual      **CARD BASE SIZE:** Standard A2

#### PAPER

100730 - Cardstock 8-1/2" X 11" Whisper White, 120953 - Cardstock 8-1/2" X 11" Crumb Cake, 146989 - Cardstock 8-1/2" X 11" Mango Melody, 149592 - Bird Ballad Designer Series Paper

#### INK

102283 - Versamark Pad, 132708 - Memento Ink Pad Tuxedo Black, 147093 - Classic Stampin' Pad Mango Melody, 147101 - Classic Stampin' Pad Calypso Coral, 147104 - Classic Stampin' Pad Pear Pizzazz, 147116 - Classic Stampin' Pad Crumb Cake

#### TOOLS

102845 - Blender Pens, 104332 - Adhesive Snail Permanent, 104430 - Stampin' Dimensionals, 149638 - Stitched Nested Labels Dies, 151820 - Stitched Rectangles Dies

#### EMBELLISHMENTS

104199 - Thread Linen, 109132 - Stampin' Emboss Powder White

#### KITS

149651 - Looking Up Card Kit (En)

#### INSTRUCTIONS



#### TECHNIQUES:

- Blender Pen Coloring
- Heat Embossing

**PAGE #:** 63

**CRAFTER LEVEL:** Avid

**CARD BASE SIZE:**

**STAMPS**

151712 - Stamp Set Cling Seriously The Best

**PAPER**

100730 - Cardstock 8-1/2" X 11" Whisper White, 146970 - Cardstock 8-1/2" X 11" Lovely Lipstick, 149609 - Treat Bags Dotted Copper, 151191 - Heart Doilies

**INK**

102283 - Versamark Pad, 147110 - Classic Stampin' Pad Night Of Navy

**TOOLS**

129053 - Heat Tool, 144108 - Stampin' Dimensionals Mini

**EMBELLISHMENTS**

109132 - Stampin' Emboss Powder White, 151193 - Champagne Rhinestone Basic Jewels, 151326 - Whisper White 1/4" (6.4 Mm) Crinkled Seam Binding Ribbon

**INSTRUCTIONS**

Shreddie was non-SU, bag modified by scoring and trimming sides.



**TECHNIQUES:**

- Modifying Paper Basics
- Fussy cutting

**PAGE #:** 63

**CRAFTER LEVEL:** Avid

**CARD BASE SIZE:** Notecard

**STAMPS**

151712 - Stamp Set Cling Seriously The Best

**PAPER**

100730 - Cardstock 8-1/2" X 11" Whisper White, 105118 - Cardstock 8-1/2" X 11" So Saffron, 149612 - Paper Watercolor Fluid 100

**INK**

102283 - Versamark Pad, 147104 - Classic Stampin' Pad Pear Pizzazz

**TOOLS**

104430 - Stampin' Dimensionals, 126185 - Stampin' Spritzer, 129053 - Heat Tool, 138995 - Adhesive Tear & Tape

**EMBELLISHMENTS**

109129 - Stampin' Emboss Powder Gold, 144219 - Basic Pearl Jewels, 149496 - Old Olive/Pretty Peacock 3/8" (1 Cm) Reversible Ribbon, 149593 - Very Vanilla 3/8" (1 Cm) Scalloped Lace Ribbon

**INSTRUCTIONS**

Other technique: faux watercoloring by misting inked stamp with 4-5 mists of water before stamping.



**TECHNIQUES:**

- Heat Embossing
- Fussy cutting
- Other



**PAGE #:** 63

**CRAFTER LEVEL:** Avid

**CARD BASE SIZE:** Standard A2

**STAMPS**

151712 - Stamp Set Cling Seriously The Best

**PAPER**

100730 - Cardstock 8-1/2" X 11" Whisper White, 146972 - Cardstock 8-1/2" X 11" Grapefruit Grove, 146985 - Cardstock 8-1/2" X 11" Petal Pink, 151327 - Peaceful Poppies Elements

**INK**

147086 - Classic Stampin' Pad Pumpkin Pie, 147090 - Classic Stampin' Pad Old Olive, 147091 - Classic Stampin' Pad Rich Razzleberry, 147093 - Classic Stampin' Pad Mango Melody, 147142 - Classic Stampin' Pad Grapefruit Grove

**TOOLS**

103954 - Aqua Painters, 104430 - Stampin' Dimensionals, 119869 - Punch Circle 1/2" (1,3 Cm), 151605 - Painted Labels Dies

**EMBELLISHMENTS**

144212 - Sequin Assortment Iridescent, 146954 - Ribbon Grosgrain 1/8" (3.2 Mm) Grapefruit Grove

**INSTRUCTIONS**



**TECHNIQUES:**

- Watercoloring
- Stamping off

**PAGE #:** 64

**CRAFTER LEVEL:** Avid

**CARD BASE SIZE:**

**STAMPS**

151595 - Stamp Set Cling Peaceful Moments

**PAPER**

100730 - Cardstock 8-1/2" X 11" Whisper White, 119683 - Cardstock 8-1/2" X 11" Daffodil Delight, 119793 - Card Stock 8-1/2" X 11" Poppy Parade, 131197 - Cardstock 8-1/2" X 11" Bermuda Bay, 131297 - Cardstock 8-1/2" X 11" Coastal Cabana, 141416 - Cardstock 8-1/2" X 11" Flirty Flamingo, 149609 - Treat Bags Dotted Copper

**INK**

102283 - Versamark Pad

**TOOLS**

104430 - Stampin' Dimensionals, 146321 - Punch Builder Twinkle, 149518 - Punch Tag Topper Delightful

**EMBELLISHMENTS**

109132 - Stampin' Emboss Powder White, 124262 - Baker's Twine Solid Whisper White, 151154 - From My Heart Faceted Gems, 151311 - Daffodil Delight 1/4" (6.4 Mm) Ruched Ribbon

**STORAGE**

144205 - Photo Pocket Pages 6X8 Variety Pack

**KITS**

149652 - Kit Accessory Tags & More

**INSTRUCTIONS**

Created shaker panel using a pocket page that I cut down to use just one 3" x 4" pocket. Sewing machine = non-SU



**TECHNIQUES:**

- Heat Embossing

**PAGE #:** 64

**CRAFTER LEVEL:** Avid

**CARD BASE SIZE:** Notecard

**STAMPS**

151655 - Layered With Kindness Cling Stamp Set (En)

**PAPER**

100730 - Cardstock 8-1/2" X 11" Whisper White, 131201 - Cardstock 8-1/2" X 11" Pear Pizzazz, 146988 - Cardstock 8-1/2" X 11" Soft Sea Foam

**INK**

102283 - Versamark Pad, 147104 - Classic Stampin' Pad Pear Pizzazz, 147107 - Classic Stampin' Pad Pool Party, 147156 - Stampin' Write Markers Subtles, 149564 - Stampin' Blends Marker Purple Posy Light, 149572 - Rococo Rose Stampin' Blends Combo Pack, 150079 - Stampin' Write Markers In Color 2019-2021, 150080 - Rococo Rose Classic Stampin' Pad

**TOOLS**

104430 - Stampin' Dimensionals, 110755 - Glue Liquid Multipurpose, 149638 - Stitched Nested Labels Dies, 151296 - Label Me Lovely Punch, 151297 - Label Me Fancy Punch

**EMBELLISHMENTS**

109132 - Stampin' Emboss Powder White, 144212 - Sequin Assortment Iridescent, 151326 - Whisper White 1/4" (6.4 Mm) Crinkled Seam Binding Ribbon

**INSTRUCTIONS**

Rococo Rose, Pretty Peacock and Pear Pizzazz markers used, used blends to color the ribbon. Used large swaths of color and let dry - ink blended together uniquely.



**TECHNIQUES:**

- Modifying Ribbon/Trim
- Heat Embossing
- Stamping off
- Markering Stamps
- Fussy cutting

**PAGE #:** 64

**CRAFTER LEVEL:** Avid

**CARD BASE SIZE:** Standard A2

**STAMPS**

151571 - Stamp Set Cling Birthday Jubilee

**PAPER**

100730 - Cardstock 8-1/2" X 11" Whisper White, 146982 - Cardstock 8-1/2" X 11" Balmy Blue

**INK**

144045 - Stampin' Blends Combo Pack Calypso Coral, 144603 - Stampin' Blends Combo Pack Daffodil Delight, 147118 - Classic Stampin' Pad Gray Granite, 147274 - Stampin' Blends Combo Pack Granny Apple Green, 148544 - Stampin' Blends Balmy Blue Combo Pack, 150086 - Terracotta Tile Classic Stampin' Pad

**TOOLS**

144108 - Stampin' Dimensionals Mini, 151576 - Jubilee Beauty Dies

**EMBELLISHMENTS**

124262 - Baker's Twine Solid Whisper White, 151310 - Assorted Pompoms

**INSTRUCTIONS**

Used a needle and thread to thread the pompoms onto twine. TIP: you need to thread through the outside of the pompom, otherwise the needle will not go through the dense center.



**TECHNIQUES:**

- Stampin' Blends Coloring

**PAGE #:** 64

**CRAFTER LEVEL:** Avid

**CARD BASE SIZE:** Standard A2

### STAMPS

151427 - Stamp Set Photopolymer Heart To Heart

### PAPER

100730 - Cardstock 8-1/2" X 11" Whisper White, 146970 - Cardstock 8-1/2" X 11" Lovely Lipstick, 151314 - Country Club Designer Series Paper

### INK

147051 - Classic Stampin' Pad Melon Mambo, 147087 - Classic Stampin' Pad Crushed Curry, 147140 - Classic Stampin' Pad Lovely Lipstick

### TOOLS

144667 - Punch Leaf, 151820 - Stitched Rectangles Dies

### EMBELLISHMENTS

151311 - Daffodil Delight 1/4" (6.4 Mm) Ruched Ribbon

### INSTRUCTIONS



### TECHNIQUES:

- Stamping off
- Fussy cutting

**PAGE #:** 64

**CRAFTER LEVEL:** Avid

**CARD BASE SIZE:**

### STAMPS

151518 - Stamp Set Photopolymer Under My Umbrella

### PAPER

100730 - Cardstock 8-1/2" X 11" Whisper White, 131202 - Cardstock 8-1/2" X 11" Smoky Slate, 146982 - Cardstock 8-1/2" X 11" Balmy Blue, 149487 - Magnolia Lane Large M&M Specialty Cards & Envelopes, 151319 - Best Dressed Designer Series Paper

### INK

102283 - Versamark Pad, 147087 - Classic Stampin' Pad Crushed Curry, 147116 - Classic Stampin' Pad Crumb Cake

### TOOLS

151293 - Umbrella Builder Punch

### EMBELLISHMENTS

109131 - Stampin' Emboss Powder Silver, 124262 - Baker's Twine Solid Whisper White, 149445 - Library Clips Mini

### INSTRUCTIONS

Take one of the envelopes from the Magnolia Cards and Envelopes and seal the envelope. Remove 1/8" off one side. Score 1/2" on long sides and 1" on closed end. Then cut bottom and fold to make a bag. Use Tear and Tape to seal the bottom.



### TECHNIQUES:

- Modifying Paper Basics

**PAGE #:** 64

**CRAFTER LEVEL:** Avid

**CARD BASE SIZE:** Standard A2

### STAMPS

151637 - Stamp Set Photopolymer Beautifully Braided

### PAPER

105117 - Cardstock 8-1/2" X 11" Pumpkin Pie, 140272 - Cardstock 8-1/2" X 11" Whisper White Thick, 151252 - Tropical Oasis Designer Series Paper


### INK

102283 - Versamark Pad, 132708 - Memento Ink Pad Tuxedo Black, 144577 - Stampin' Blends Pumpkin Pie Dark, 147274 - Stampin' Blends Combo Pack Granny Apple Green

### EMBELLISHMENTS

109132 - Stampin' Emboss Powder White, 151318 - Country Club Twine Combo Pack

### INSTRUCTIONS



### TECHNIQUES:

- Stampin' Blends Coloring
- Heat Embossing

**PAGE #:** 64

**CRAFTER LEVEL:** Avid

**CARD BASE SIZE:**

### STAMPS

151457 - Stamp Set Cling Forever Blossoms

### PAPER

100702 - Cardstock 8-1/2" X 11" Old Olive, 100730 - Cardstock 8-1/2" X 11" Whisper White, 122925 - Cardstock 8-1/2" X 11" Calypso Coral, 146985 - Cardstock 8-1/2" X 11" Petal Pink, 149492 - Mini Shipping Boxes

### INK

122934 - Classic Stampin' Ink Refill Calypso Coral, 147090 - Classic Stampin' Pad Old Olive, 147101 - Classic Stampin' Pad Calypso Coral

### TOOLS

126185 - Stampin' Spritzer, 151456 - Cherry Blossoms Dies

### EMBELLISHMENTS

104199 - Thread Linen, 146933 - Sequins Adhesive Basic

### INSTRUCTIONS

To modify this box, I cut off all the top tabs except for the front one which I cut down to have only 1.5 cm left.

To make the triangle shape, score the sides of the box at the halfway point and fold them in.



### TECHNIQUES:

- Spritzing
- Modifying Paper Basics



**PAGE #:** 64

**CRAFTER LEVEL:** Avid

**CARD BASE SIZE:**

**STAMPS**

151527 - Stamp Set Cling Honey Bee

**PAPER**

151190 - Heart Foil Tins

**INK**

102283 - Versamark Pad, 132708 - Memento Ink Pad Tuxedo Black, 144585 - Stampin' Blends Daffodil Delight Dark, 147084 - Classic Stampin' Pad Real Red

**TOOLS**

144107 - Take Your Pick, 151526 - Detailed Bee Dies

**EMBELLISHMENTS**

109131 - Stampin' Emboss Powder Silver, 138402 - Thread Metallic Silver, 146953 - Ribbon Grosgrain 1/8" (3.2 Mm) Pineapple Punch

**INSTRUCTIONS**

The take your pick tool is great for punching holes in this tin.

For the 3D bees, I glued 3 together after scoring them in half.



**TECHNIQUES:**

- Heat Embossing

**PAGE #:** 64

**CRAFTER LEVEL:** Artfully Avid

**CARD BASE SIZE:** Notecard

**STAMPS**

151595 - Stamp Set Cling Peaceful Moments

**PAPER**

100730 - Cardstock 8-1/2" X 11" Whisper White, 115316 - Cardstock 8-1/2" X 11" Rich Razzleberry, 133675 - Cardstock 8-1/2" X 11" Blackberry Bliss, 146985 - Cardstock 8-1/2" X 11" Petal Pink, 151312 - 3" X 9" (7.6 X 22.9 Cm) Printed Gusseted Cellophane Bags

**INK**

147092 - Classic Stampin' Pad Blackberry Bliss, 147932 - Stampin' Blends Blackberry Bliss Combo Pack

**TOOLS**

103683 - Mini Glue Dots, 104430 - Stampin' Dimensionals, 119869 - Punch Circle 1/2" (1,3 Cm), 149638 - Stitched Nested Labels Dies

**EMBELLISHMENTS**

144220 - Basic Rhinestone Jewels, 149485 - Magnolia Lane Ribbon Combo Pack

**INSTRUCTIONS**

Cut apart the bag and color with blends on the back (don't color on the printed side or the white starbursts will come off).

I used the light blends for the bag and the dark blends for the ribbon.

I attached the circles to the bag with glue dots.



**TECHNIQUES:**

- Modifying Paper Basics
- Stampin' Blends Coloring

**PAGE #:** 64

**CRAFTER LEVEL:** Avid

**CARD BASE SIZE:** Square 4"

**STAMPS**

151490 - Stamp Set Cling Positive Thoughts

**PAPER**

101856 - Cardstock Vellum 8-1/2" X 11", 131198 - Cardstock 8-1/2" X 11" Blushing Bride, 138337 - Cardstock 8-1/2" X 11" Mint Macaron, 140272 - Cardstock 8-1/2" X 11" Whisper White Thick, 149497 - Paper Designer Series Woven Threads, 150880 - Pretty Peacock 8-1/2" X 11" Cardstock

**INK**

147031 - Stampin' Blends Flirty Flamingo Light, 147091 - Classic Stampin' Pad Rich Razzleberry, 147106 - Classic Stampin' Pad Mint Macaron, 147112 - Classic Stampin' Pad Merry Merlot

**TOOLS**

104430 - Stampin' Dimensionals, 151474 - Parisian Flourish 3D Embossing Folder, 152323 - Stitched Shapes Dies

**EMBELLISHMENTS**

109130 - Stampin' Emboss Powder Clear, 133751 - Stampin' Glitter Dazzling Diamonds, 146914 - Gems Rhinestone Petal Pink, 151326 - Whisper White 1/4" (6.4 Mm) Crinkled Seam Binding Ribbon

**INSTRUCTIONS**

Other technique: mixing clear embossing powder and glitter



**TECHNIQUES:**

- Heat Embossing
- Stamping off
- Other
- Modifying Ribbon/Trim

**PAGE #:** 64

**CRAFTER LEVEL:** Avid

**CARD BASE SIZE:** Standard A2

**STAMPS**

151485 - Stamp Set Photopolymer So Inviting

**PAPER**

101856 - Cardstock Vellum 8-1/2" X 11", 101910 - Cardstock 8-1/2" X 11" Shimmery White, 146960 - Paper Glimmer Silver

**INK**

147050 - Classic Stampin' Pad Poppy Parade, 149165 - Classic Stampin' Pad Basic Gray, 150710 - Silvery Shimmer Delicata Metallic Ink Refill

**TOOLS**

104430 - Stampin' Dimensionals, 133773 - Sponge Daubers, 151503 - Coastal Weave 3D Embossing Folder, 151769 - Flourish Dies, 152323 - Stitched Shapes Dies

**EMBELLISHMENTS**

109132 - Stampin' Emboss Powder White, 146282 - Pearls Metallic

**INSTRUCTIONS**



**TECHNIQUES:**

- Sponging
- Creating an ombre effect
- Fussy cutting
- Heat Embossing
- Splattering



**PAGE #:** 64

**CRAFTER LEVEL:** Avid

**CARD BASE SIZE:** Notecard

**STAMPS**

151220 - Stamp Set Cling Label Me Pretty, 151666 - Stamp Set Photopolymer Dressed To Impress

**PAPER**

121043 - Cardstock 8-1/2" X 11" Sahara Sand, 140272 - Cardstock 8-1/2" X 11" Whisper White Thick, 150881 - Purple Posy 8-1/2" X 11" Cardstock

**INK**

101406 - Stazon Pad Jet Black, 132708 - Memento Ink Pad Tuxedo Black, 144583 - Stampin' Blends Rich Razzleberry Dark, 146866 - Stampin' Blends Petal Pink Light, 147085 - Classic Stampin' Pad Cajun Craze, 147276 - Stampin' Blends Combo Pack Highland Heather, 147908 - Stampin' Blends Cajun Craze Dark, 147941 - Stampin' Blends Basic Black Dark

**TOOLS**

104430 - Stampin' Dimensionals, 151590 - Absolutely Argyle 3D Embossing Folder, 151811 - Corrugated 3D Embossing Folder

**EMBELLISHMENTS**

149607 - Faceted Dots In Color 2019-2021



**TECHNIQUES:**

- Create your own DSP
- Other

**INSTRUCTIONS**

Added Cajun ink directly to argyle embossing folder before embossing.

**PAGE #:** 64

**CRAFTER LEVEL:** Avid

**CARD BASE SIZE:** Square 3"

**STAMPS**

151497 - Stamp Set Cling Timeless Tropical

**PAPER**

100730 - Cardstock 8-1/2" X 11" Whisper White, 101856 - Cardstock Vellum 8-1/2" X 11", 119793 - Card Stock 8-1/2" X 11" Poppy Parade, 151322 - Best Dressed 3" X 3" (7.6 X 7.6 Cm) Note Cards & Envelopes

**INK**

147155 - Stampin' Write Markers Regals, 147156 - Stampin' Write Markers Subtles, 147157 - Stampin' Write Markers Brights, 147159 - Stampin' Write Markers In Color 2018-2020

**TOOLS**

144108 - Stampin' Dimensionals Mini, 151495 - In The Tropics Dies

**EMBELLISHMENTS**

124262 - Baker's Twine Solid Whisper White



**TECHNIQUES:**

- Markering Stamps

**INSTRUCTIONS**

The markers I used are: Old Olive, Daffodil Delight, Grapefruit Grove, and Calypso Coral.

**PAGE #:** 65

**CRAFTER LEVEL:** Avid

**CARD BASE SIZE:**

**STAMPS**

151691 - Stamp Set Cling So Sentimental

**PAPER**

120953 - Cardstock 8-1/2" X 11" Crumb Cake, 121045 - Cardstock 8-1/2" X 11" Basic Black, 146985 - Cardstock 8-1/2" X 11" Petal Pink, 147018 - Pillow Boxes Kraft, 151192 - Parisian Blossoms Specialty Designer Series Paper

**INK**

101406 - Stazon Pad Jet Black

**TOOLS**

103579 - Scissors Paper Snips, 126185 - Stampin' Spritzer, 151292 - Heart Punch Pack

**EMBELLISHMENTS**

149593 - Very Vanilla 3/8" (1 Cm) Scalloped Lace Ribbon

**INSTRUCTIONS**

Glue gun was a non-SU item. Flower center made by cutting fine fringe with snips. Spritzed individual petals with water to shape. Glued together once dry.



**TECHNIQUES:**

- Other

**PAGE #:** 65

**CRAFTER LEVEL:** Avid

**CARD BASE SIZE:**

**STAMPS**

151527 - Stamp Set Cling Honey Bee

**PAPER**

100730 - Cardstock 8-1/2" X 11" Whisper White, 120953 - Cardstock 8-1/2" X 11" Crumb Cake, 122925 - Cardstock 8-1/2" X 11" Calypso Coral, 141704 - Bags Cellophane Gusseted 3" X 6" (7.6 X 15.2 Cm)

**INK**

101406 - Stazon Pad Jet Black, 147116 - Classic Stampin' Pad Crumb Cake, 147157 - Stampin' Write Markers Brights

**TOOLS**

104430 - Stampin' Dimensionals, 119868 - Punch Circle 1" (2,5 Cm), 151605 - Painted Labels Dies

**EMBELLISHMENTS**

104199 - Thread Linen

**INSTRUCTIONS**

Marker colors: Daffodil Delight & Granny Apple Green



**TECHNIQUES:**

- Stamps, Ink & Paper

**PAGE #:** 65

**CRAFTER LEVEL:** Avid

**CARD BASE SIZE:**

**STAMPS**

151497 - Stamp Set Cling Timeless Tropical

**PAPER**

100730 - Cardstock 8-1/2" X 11" Whisper White, 138337 - Cardstock 8-1/2" X 11" Mint Macaron, 149615 - Paper Designer Series 6" X 6" (15.2 X 15.2 Cm) Subtles, 151312 - 3" X 9" (7.6 X 22.9 Cm) Printed Gusseted Cellophane Bags

**INK**

147106 - Classic Stampin' Pad Mint Macaron, 147115 - Classic Stampin' Pad Soft Suede

**TOOLS**

104430 - Stampin' Dimensionals, 151665 - All Dressed Up Dies

**EMBELLISHMENTS**

149480 - Mint Macaron 1/4" (6.4 Mm) Textile Ribbon, 151253 - Tropical Oasis Trinkets, 151254 - 5/16" (8 Mm) Braided Burlap Trim

**INSTRUCTIONS**



**TECHNIQUES:**

- Stamps, Ink & Paper

**PAGE #:** 66

**CRAFTER LEVEL:** Avid

**CARD BASE SIZE:** Standard A2

**STAMPS**

151479 - Stamp Set Cling Last A Lifetime

**PAPER**

100730 - Cardstock 8-1/2" X 11" Whisper White, 101856 - Cardstock Vellum 8-1/2" X 11", 121043 - Cardstock 8-1/2" X 11" Sahara Sand, 133675 - Cardstock 8-1/2" X 11" Blackberry Bliss

**INK**

102283 - Versamark Pad, 132708 - Memento Ink Pad Tuxedo Black, 144039 - Stampin' Blends Night Of Navy Dark, 144574 - Stampin' Blends Old Olive Light, 146878 - Stampin' Blends Poppy Parade Light, 146879 - Stampin' Blends Poppy Parade Dark, 147031 - Stampin' Blends Flirty Flamingo Light, 147117 - Classic Stampin' Pad Sahara Sand, 147909 - Stampin' Blends Blackberry Bliss Light, 147910 - Stampin' Blends Blackberry Bliss Dark, 147944 - Stampin' Blends Mango Melody Dark, 148545 - Stampin' Blends Mossy Meadow Light, 148546 - Stampin' Blends Mossy Meadow Dark

**TOOLS**

149638 - Stitched Nested Labels Dies, 149643 - Embossing Folder 3D Brick & Mortar, 151475 - Lasting Elegance Dies

**EMBELLISHMENTS**

109132 - Stampin' Emboss Powder White, 149485 - Magnolia Lane Ribbon Combo Pack, 151193 - Champagne Rhinestone Basic Jewels

**INSTRUCTIONS**

Stampin' Blends Coloring Combinations:

Leaves - Dark Night of Navy, Light & Dark Mossy Meadow, Light Old Olive

Large Flower - Dark Night of Navy, Light & Dark Blackberry Bliss, Light Flirty Flamingo

Small Flower - Light & Dark Poppy Parade, Light Flirty Flamingo



**TECHNIQUES:**

- Heat Embossing
- Stampin' Blends Coloring



**PAGE #:** 66

**CRAFTER LEVEL:** Avid

**CARD BASE SIZE:**

### STAMPS

151479 - Stamp Set Cling Last A Lifetime

### PAPER

100730 - Cardstock 8-1/2" X 11" Whisper White, 101856 - Cardstock Vellum 8-1/2" X 11", 121043 - Cardstock 8-1/2" X 11" Sahara Sand, 133675 - Cardstock 8-1/2" X 11" Blackberry Bliss, 149484 - Magnolia Lane Designer Series Paper

### INK

102283 - Versamark Pad, 132708 - Memento Ink Pad Tuxedo Black, 144039 - Stampin' Blends Night Of Navy Dark, 144574 - Stampin' Blends Old Olive Light, 146878 - Stampin' Blends Poppy Parade Light, 146879 - Stampin' Blends Poppy Parade Dark, 147031 - Stampin' Blends Flirty Flamingo Light, 147117 - Classic Stampin' Pad Sahara Sand, 147909 - Stampin' Blends Blackberry Bliss Light, 147910 - Stampin' Blends Blackberry Bliss Dark, 147944 - Stampin' Blends Mango Melody Dark, 148545 - Stampin' Blends Mossy Meadow Light, 148546 - Stampin' Blends Mossy Meadow Dark

### TOOLS

149638 - Stitched Nested Labels Dies, 151475 - Lasting Elegance Dies

### EMBELLISHMENTS

124262 - Baker's Twine Solid Whisper White, 149485 - Magnolia Lane Ribbon Combo Pack, 151193 - Champagne Rhinestone Basic Jewels

### INSTRUCTIONS

Stampin' Blends Coloring Combinations:

Leaves - Dark Night of Navy, Light & Dark Mossy Meadow, Light Old Olive

Large Flower - Dark Night of Navy, Light & Dark Blackberry Bliss, Light Flirty Flamingo

Small Flower - Light & Dark Poppy Parade, Light Flirty Flamingo



### TECHNIQUES:

- Heat Embossing
- Stampin' Blends Coloring

**PAGE #:** 66

**CRAFTER LEVEL:** Avid

**CARD BASE SIZE:**

### STAMPS

151479 - Stamp Set Cling Last A Lifetime

### PAPER

100730 - Cardstock 8-1/2" X 11" Whisper White, 101856 - Cardstock Vellum 8-1/2" X 11", 121043 - Cardstock 8-1/2" X 11" Sahara Sand, 133675 - Cardstock 8-1/2" X 11" Blackberry Bliss

### INK

102283 - Versamark Pad, 132708 - Memento Ink Pad Tuxedo Black, 144574 - Stampin' Blends Old Olive Light, 146878 - Stampin' Blends Poppy Parade Light, 146879 - Stampin' Blends Poppy Parade Dark, 147031 - Stampin' Blends Flirty Flamingo Light, 147117 - Classic Stampin' Pad Sahara Sand, 147909 - Stampin' Blends Blackberry Bliss Light, 147910 - Stampin' Blends Blackberry Bliss Dark, 147944 - Stampin' Blends Mango Melody Dark, 148545 - Stampin' Blends Mossy Meadow Light, 148546 - Stampin' Blends Mossy Meadow Dark

### TOOLS

149638 - Stitched Nested Labels Dies, 151475 - Lasting Elegance Dies

### EMBELLISHMENTS

109130 - Stampin' Emboss Powder Clear, 109132 - Stampin' Emboss Powder White, 149485 - Magnolia Lane Ribbon Combo Pack, 151193 - Champagne Rhinestone Basic Jewels

### INSTRUCTIONS

Stampin' Blends Coloring Combinations:

Leaves - Dark Night of Navy, Light & Dark Mossy Meadow, Light Old Olive

Large Flower - Dark Night of Navy, Light & Dark Blackberry Bliss, Light Flirty Flamingo

Small Flower - Light & Dark Poppy Parade, Light Flirty Flamingo



### TECHNIQUES:

- Heat Embossing
- Stampin' Blends Coloring

**PAGE #:** 66

**CRAFTER LEVEL:** Avid

**CARD BASE SIZE:**

### STAMPS

151479 - Stamp Set Cling Last A Lifetime

### PAPER

100730 - Cardstock 8-1/2" X 11" Whisper White, 101856 - Cardstock Vellum 8-1/2" X 11", 121043 - Cardstock 8-1/2" X 11" Sahara Sand, 133675 - Cardstock 8-1/2" X 11" Blackberry Bliss, 133676 - Cardstock 8-1/2" X 11" Mossy Meadow

### INK

102283 - Versamark Pad, 133456 - Memento Ink Refill Tuxedo Black, 144039 - Stampin' Blends Night Of Navy Dark, 144574 - Stampin' Blends Old Olive Light, 146878 - Stampin' Blends Poppy Parade Light, 146879 - Stampin' Blends Poppy Parade Dark, 147031 - Stampin' Blends Flirty Flamingo Light, 147117 - Classic Stampin' Pad Sahara Sand, 147909 - Stampin' Blends Blackberry Bliss Light, 147910 - Stampin' Blends Blackberry Bliss Dark, 147944 - Stampin' Blends Mango Melody Dark, 148545 - Stampin' Blends Mossy Meadow Light, 148546 - Stampin' Blends Mossy Meadow Dark

### TOOLS

149638 - Stitched Nested Labels Dies, 151475 - Lasting Elegance Dies

### EMBELLISHMENTS

149485 - Magnolia Lane Ribbon Combo Pack, 151193 - Champagne Rhinestone Basic Jewels

### INSTRUCTIONS

Stampin' Blends Coloring Combinations:

Leaves - Dark Night of Navy, Light & Dark Mossy Meadow, Light Old Olive

Large Flower - Dark Night of Navy, Light & Dark Blackberry Bliss, Light Flirty Flamingo

Small Flower - Light & Dark Poppy Parade, Light Flirty Flamingo



### TECHNIQUES:

- Heat Embossing
- Stampin' Blends Coloring

**PAGE #:** 66

**CRAFTER LEVEL:** Avid

**CARD BASE SIZE:** Notecard

### STAMPS

151275 - Stamp Set Cling Gallery Grunge, 151691 - Stamp Set Cling So Sentimental

### PAPER

101910 - Cardstock 8-1/2" X 11" Shimmery White, 119793 - Card Stock 8-1/2" X 11" Poppy Parade, 122924 - Cardstock 8-1/2" X 11" Pool Party, 133676 - Cardstock 8-1/2" X 11" Mossy Meadow, 149443 - Paper Designer Series See A Silhouette

### INK

147107 - Classic Stampin' Pad Pool Party, 147111 - Classic Stampin' Pad Mossy Meadow, 149663 - Pigment Sprinkles

### TOOLS

103683 - Mini Glue Dots, 144108 - Stampin' Dimensionals Mini, 151690 - Stitched So Sweetly Dies

### EMBELLISHMENTS

151318 - Country Club Twine Combo Pack



### TECHNIQUES:

- Prisma Pigments Coloring
- Fussy cutting

### INSTRUCTIONS

**PAGE #:** 66

**CRAFTER LEVEL:** Avid

**CARD BASE SIZE:**

**STAMPS**

151691 - Stamp Set Cling So Sentimental

**PAPER**

100730 - Cardstock 8-1/2" X 11" Whisper White, 149443 - Paper Designer Series See A Silhouette

**INK**

147111 - Classic Stampin' Pad Mossy Meadow

**TOOLS**

103683 - Mini Glue Dots, 104430 - Stampin' Dimensionals, 151690 - Stitched So Sweetly Dies

**EMBELLISHMENTS**

151318 - Country Club Twine Combo Pack



**TECHNIQUES:**

- Fussy cutting

**INSTRUCTIONS**

**PAGE #:** 66

**CRAFTER LEVEL:** Avid

**CARD BASE SIZE:**

**STAMPS**

151275 - Stamp Set Cling Gallery Grunge, 151691 - Stamp Set Cling So Sentimental

**PAPER**

101910 - Cardstock 8-1/2" X 11" Shimmery White, 115316 - Cardstock 8-1/2" X 11" Rich Razzleberry, 122924 - Cardstock 8-1/2" X 11" Pool Party, 133676 - Cardstock 8-1/2" X 11" Mossy Meadow, 149443 - Paper Designer Series See A Silhouette, 151312 - 3" X 9" (7.6 X 22.9 Cm) Printed Gusseted Cellophane Bags

**INK**

147107 - Classic Stampin' Pad Pool Party, 147111 - Classic Stampin' Pad Mossy Meadow, 149663 - Pigment Sprinkles

**TOOLS**

103683 - Mini Glue Dots, 144108 - Stampin' Dimensionals Mini, 151690 - Stitched So Sweetly Dies

**EMBELLISHMENTS**

151318 - Country Club Twine Combo Pack



**TECHNIQUES:**

- Prisma Pigments Coloring
- Fussy cutting

**INSTRUCTIONS**



**PAGE #:** 66

**CRAFTER LEVEL:** Avid

**CARD BASE SIZE:**

**STAMPS**

151275 - Stamp Set Cling Gallery Grunge, 151691 - Stamp Set Cling So Sentimental

**PAPER**

100730 - Cardstock 8-1/2" X 11" Whisper White, 115316 - Cardstock 8-1/2" X 11" Rich Razzleberry, 119793 - Card Stock 8-1/2" X 11" Poppy Parade, 122924 - Cardstock 8-1/2" X 11" Pool Party, 133676 - Cardstock 8-1/2" X 11" Mossy Meadow, 149443 - Paper Designer Series See A Silhouette

**INK**

102283 - Versamark Pad, 147107 - Classic Stampin' Pad Pool Party, 147111 - Classic Stampin' Pad Mossy Meadow

**TOOLS**

103683 - Mini Glue Dots, 104332 - Adhesive Snail Permanent, 144108 - Stampin' Dimensionals Mini, 151690 - Stitched So Sweetly Dies

**EMBELLISHMENTS**

109132 - Stampin' Emboss Powder White

**STORAGE**

144205 - Photo Pocket Pages 6X8 Variety Pack

**INSTRUCTIONS**



**TECHNIQUES:**

- Fussy cutting
- Heat Embossing

**PAGE #:** 66

**CRAFTER LEVEL:** Avid

**CARD BASE SIZE:** Square 5"

**STAMPS**

151622 - Stamp Set Cling By The Dock

**PAPER**

105117 - Cardstock 8-1/2" X 11" Pumpkin Pie, 119793 - Card Stock 8-1/2" X 11" Poppy Parade, 146989 - Cardstock 8-1/2" X 11" Mango Melody, 149613 - Paper Designer Series 6" X 6" (15.2 X 15.2 Cm) Brights

**INK**

102283 - Versamark Pad, 141709 - Watercolor Pencils, 147116 - Classic Stampin' Pad Crumb Cake

**TOOLS**

144108 - Stampin' Dimensionals Mini, 151618 - Dockside Dies, 152323 - Stitched Shapes Dies

**EMBELLISHMENTS**

109132 - Stampin' Emboss Powder White

**INSTRUCTIONS**

Use Watercolor Pencils to draw patterns onto the oars. Colors used: Black, Pumpkin Pie, Rich Razzleberry, Daffodil Delight, Real Red



**TECHNIQUES:**

- Heat Embossing
- Other

**PAGE #:** 66

**CRAFTER LEVEL:** Avid

**CARD BASE SIZE:**

**STAMPS**

151622 - Stamp Set Cling By The Dock

**PAPER**

100730 - Cardstock 8-1/2" X 11" Whisper White, 105117 - Cardstock 8-1/2" X 11" Pumpkin Pie, 119793 - Card Stock 8-1/2" X 11" Poppy Parade, 146989 - Cardstock 8-1/2" X 11" Mango Melody, 149613 - Paper Designer Series 6" X 6" (15.2 X 15.2 Cm) Brights

**INK**

102283 - Versamark Pad, 141709 - Watercolor Pencils, 147116 - Classic Stampin' Pad Crumb Cake

**TOOLS**

144108 - Stampin' Dimensionals Mini, 151618 - Dockside Dies, 152323 - Stitched Shapes Dies

**EMBELLISHMENTS**

109132 - Stampin' Emboss Powder White

**INSTRUCTIONS**

Use watercolor pencils to draw patterns onto the oars. Colors used: Black, Pumpkin Pie, Rich Razzleberry, Daffodil Delight, Real Red



**TECHNIQUES:**

- Watercolor Pencils Coloring

**PAGE #:** 66

**CRAFTER LEVEL:** Avid

**CARD BASE SIZE:**

**STAMPS**

151622 - Stamp Set Cling By The Dock

**PAPER**

100730 - Cardstock 8-1/2" X 11" Whisper White, 105117 - Cardstock 8-1/2" X 11" Pumpkin Pie, 119793 - Card Stock 8-1/2" X 11" Poppy Parade, 146989 - Cardstock 8-1/2" X 11" Mango Melody, 149613 - Paper Designer Series 6" X 6" (15.2 X 15.2 Cm) Brights

**INK**

102283 - Versamark Pad, 141709 - Watercolor Pencils, 147116 - Classic Stampin' Pad Crumb Cake

**TOOLS**

144108 - Stampin' Dimensionals Mini, 151618 - Dockside Dies, 152323 - Stitched Shapes Dies

**EMBELLISHMENTS**

109132 - Stampin' Emboss Powder White, 147813 - Ribbon Textured Weave 1/2" (1.3 Cm) Poppy Parade

**INSTRUCTIONS**

Use Watercolor Pencils to draw patterns onto the oars. Colors used: Black, Pumpkin Pie, Rich Razzleberry, Daffodil Delight, Real Red

Box pattern - cut cardstock 7" x 9.5". Score long edge at .5", 3.5", 5", 8". Score short edge at 1.5", 5.5".



**TECHNIQUES:**

- Watercolor Pencils Coloring

**PAGE #:** 66

**CRAFTER LEVEL:** Avid

**CARD BASE SIZE:**

**STAMPS**

151622 - Stamp Set Cling By The Dock

**PAPER**

100730 - Cardstock 8-1/2" X 11" Whisper White, 105117 - Cardstock 8-1/2" X 11" Pumpkin Pie, 119793 - Card Stock 8-1/2" X 11" Poppy Parade, 146989 - Cardstock 8-1/2" X 11" Mango Melody, 149613 - Paper Designer Series 6" X 6" (15.2 X 15.2 Cm) Brights

**INK**

102283 - Versamark Pad, 141709 - Watercolor Pencils, 147116 - Classic Stampin' Pad Crumb Cake

**TOOLS**

144108 - Stampin' Dimensionals Mini, 151618 - Dockside Dies, 152323 - Stitched Shapes Dies

**EMBELLISHMENTS**

109132 - Stampin' Emboss Powder White, 147813 - Ribbon Textured Weave 1/2" (1.3 Cm) Poppy Parade

**INSTRUCTIONS**

Use Watercolor Pencils to draw patterns onto the oars. Colors used: Black, Pumpkin Pie, Rich Razzleberry, Daffodil Delight, Real Red



**TECHNIQUES:**

- Watercolor Pencils Coloring

**PAGE #:** 66

**CRAFTER LEVEL:** Artfully Avid

**CARD BASE SIZE:**

**STAMPS**

151534 - Stamp Set Photopolymer Timeless Tulips

**PAPER**

133675 - Cardstock 8-1/2" X 11" Blackberry Bliss, 140272 - Cardstock 8-1/2" X 11" Whisper White Thick, 147899 - Baker's Boxes, 149615 - Paper Designer Series 6" X 6" (15.2 X 15.2 Cm) Subtles

**INK**

147052 - Classic Stampin' Pad Flirty Flamingo, 147091 - Classic Stampin' Pad Rich Razzleberry, 147092 - Classic Stampin' Pad Blackberry Bliss, 147093 - Classic Stampin' Pad Mango Melody, 147111 - Classic Stampin' Pad Mossy Meadow

**TOOLS**

103683 - Mini Glue Dots, 104430 - Stampin' Dimensionals, 138292 - Punch Triple Banner, 151295 - Tulip Builder Punch, 151792 - Stitched Labels Dies, 152323 - Stitched Shapes Dies

**EMBELLISHMENTS**

147801 - Epoxy Droplets Frosted & Clear

**INSTRUCTIONS**



**TECHNIQUES:**

- Fussy cutting

**PAGE #:** 66

**CRAFTER LEVEL:** Artfully Avid

**CARD BASE SIZE:** Standard A2

### STAMPS

151534 - Stamp Set Photopolymer Timeless Tulips

### PAPER

122924 - Cardstock 8-1/2" X 11" Pool Party, 133675 - Cardstock 8-1/2" X 11" Blackberry Bliss, 140272 - Cardstock 8-1/2" X 11" Whisper White Thick, 149615 - Paper Designer Series 6" X 6" (15.2 X 15.2 Cm) Subtles

### INK

147052 - Classic Stampin' Pad Flirty Flamingo, 147092 - Classic Stampin' Pad Blackberry Bliss, 147093 - Classic Stampin' Pad Mango Melody, 147111 - Classic Stampin' Pad Mossy Meadow

### TOOLS

103683 - Mini Glue Dots, 104331 - Adhesive Refill Snail Permanent, 104430 - Stampin' Dimensionals, 138292 - Punch Triple Banner, 151295 - Tulip Builder Punch, 151792 - Stitched Labels Dies, 151820 - Stitched Rectangles Dies, 152323 - Stitched Shapes Dies

### EMBELLISHMENTS

147801 - Epoxy Droplets Frosted & Clear

### INSTRUCTIONS



#### TECHNIQUES:

- Fussy cutting

**PAGE #:** 66

**CRAFTER LEVEL:** Artfully Avid

**CARD BASE SIZE:**

### STAMPS

151534 - Stamp Set Photopolymer Timeless Tulips

### PAPER

122924 - Cardstock 8-1/2" X 11" Pool Party, 133675 - Cardstock 8-1/2" X 11" Blackberry Bliss, 149615 - Paper Designer Series 6" X 6" (15.2 X 15.2 Cm) Subtles

### INK

147052 - Classic Stampin' Pad Flirty Flamingo, 147091 - Classic Stampin' Pad Rich Razzleberry, 147092 - Classic Stampin' Pad Blackberry Bliss, 147093 - Classic Stampin' Pad Mango Melody, 147111 - Classic Stampin' Pad Mossy Meadow

### TOOLS

103683 - Mini Glue Dots, 104331 - Adhesive Refill Snail Permanent, 104430 - Stampin' Dimensionals, 138292 - Punch Triple Banner, 151295 - Tulip Builder Punch, 151792 - Stitched Labels Dies, 151820 - Stitched Rectangles Dies, 152323 - Stitched Shapes Dies

### EMBELLISHMENTS

124262 - Baker's Twine Solid Whisper White, 147801 - Epoxy Droplets Frosted & Clear

### INSTRUCTIONS



#### TECHNIQUES:

- Fussy cutting

**PAGE #:** 66

**CRAFTER LEVEL:** Artfully Avid

**CARD BASE SIZE:**

**STAMPS**

151534 - Stamp Set Photopolymer Timeless Tulips

**PAPER**

122924 - Cardstock 8-1/2" X 11" Pool Party, 133675 - Cardstock 8-1/2" X 11" Blackberry Bliss, 140272 - Cardstock 8-1/2" X 11" Whisper White Thick, 149615 - Paper Designer Series 6" X 6" (15.2 X 15.2 Cm) Subtles

**INK**

147052 - Classic Stampin' Pad Flirty Flamingo, 147091 - Classic Stampin' Pad Rich Razzleberry, 147092 - Classic Stampin' Pad Blackberry Bliss, 147093 - Classic Stampin' Pad Mango Melody, 147111 - Classic Stampin' Pad Mossy Meadow

**TOOLS**

103683 - Mini Glue Dots, 104331 - Adhesive Refill Snail Permanent, 104430 - Stampin' Dimensionals, 138292 - Punch Triple Banner, 151295 - Tulip Builder Punch, 151792 - Stitched Labels Dies, 152323 - Stitched Shapes Dies

**EMBELLISHMENTS**

147801 - Epoxy Droplets Frosted & Clear

**INSTRUCTIONS**



**TECHNIQUES:**

- Fussy cutting

**PAGE #:** 67

**CRAFTER LEVEL:** Avid

**CARD BASE SIZE:**

**STAMPS**

148796 - Stamp Set Cling Well Said, 151612 - Stamp Set Cling Breathtaking Bouquet

**PAPER**

100730 - Cardstock 8-1/2" X 11" Whisper White, 121045 - Cardstock 8-1/2" X 11" Basic Black, 141416 - Cardstock 8-1/2" X 11" Flirty Flamingo, 149612 - Paper Watercolor Fluid 100

**INK**

101406 - Stazon Pad Jet Black, 145480 - Pens Journaling Black, 147050 - Classic Stampin' Pad Poppy Parade, 147086 - Classic Stampin' Pad Pumpkin Pie, 147091 - Classic Stampin' Pad Rich Razzleberry, 147093 - Classic Stampin' Pad Mango Melody, 147094 - Classic Stampin' Pad Daffodil Delight, 147097 - Classic Stampin' Pad Coastal Cabana, 147101 - Classic Stampin' Pad Calypso Coral, 147104 - Classic Stampin' Pad Pear Pizzazz

**TOOLS**

103954 - Aqua Painters, 148534 - Big Shot Framelits Well Written

**INSTRUCTIONS**

Stitching done on a sewing machine.



**TECHNIQUES:**

- Watercoloring

**PAGE #:** 67

**CRAFTER LEVEL:** Avid

**CARD BASE SIZE:**

**STAMPS**

148796 - Stamp Set Cling Well Said, 151612 - Stamp Set Cling Breathtaking Bouquet

**PAPER**

100730 - Cardstock 8-1/2" X 11" Whisper White, 115316 - Cardstock 8-1/2" X 11" Rich Razzleberry, 122924 - Cardstock 8-1/2" X 11" Pool Party, 149612 - Paper Watercolor Fluid 100, 151324 - Peaceful Poppies Designer Series Paper

**INK**

101406 - Stazon Pad Jet Black, 147050 - Classic Stampin' Pad Poppy Parade, 147086 - Classic Stampin' Pad Pumpkin Pie, 147091 - Classic Stampin' Pad Rich Razzleberry, 147093 - Classic Stampin' Pad Mango Melody, 147094 - Classic Stampin' Pad Daffodil Delight, 147097 - Classic Stampin' Pad Coastal Cabana, 147101 - Classic Stampin' Pad Calypso Coral, 147104 - Classic Stampin' Pad Pear Pizzazz

**TOOLS**

103954 - Aqua Painters, 148534 - Big Shot Framelits Well Written, 151296 - Label Me Lovely Punch

**EMBELLISHMENTS**

144628 - Acetate Card Boxes, 146280 - Basic Black 1/2" (1.3 Cm) Satin Ribbon, 149491 - Follow Your Art Embellishment Kit

**INSTRUCTIONS**



**TECHNIQUES:**

- Watercoloring

**PAGE #:** 67

**CRAFTER LEVEL:** Avid

**CARD BASE SIZE:** Standard A2

**STAMPS**

148796 - Stamp Set Cling Well Said, 151612 - Stamp Set Cling Breathtaking Bouquet

**PAPER**

100730 - Cardstock 8-1/2" X 11" Whisper White, 121045 - Cardstock 8-1/2" X 11" Basic Black, 131297 - Cardstock 8-1/2" X 11" Coastal Cabana, 149612 - Paper Watercolor Fluid 100

**INK**

101406 - Stazon Pad Jet Black, 102283 - Versamark Pad, 147050 - Classic Stampin' Pad Poppy Parade, 147086 - Classic Stampin' Pad Pumpkin Pie, 147091 - Classic Stampin' Pad Rich Razzleberry, 147093 - Classic Stampin' Pad Mango Melody, 147094 - Classic Stampin' Pad Daffodil Delight, 147097 - Classic Stampin' Pad Coastal Cabana, 147101 - Classic Stampin' Pad Calypso Coral, 147104 - Classic Stampin' Pad Pear Pizzazz

**TOOLS**


103683 - Mini Glue Dots, 103954 - Aqua Painters, 148534 - Big Shot Framelits Well Written

**EMBELLISHMENTS**

109132 - Stampin' Emboss Powder White

**INSTRUCTIONS**

Rolled mini glue dots to adhere thanks word die to card.



**TECHNIQUES:**

- Watercoloring



**PAGE #:** 67

**CRAFTER LEVEL:** Avid

**CARD BASE SIZE:**

**STAMPS**

148796 - Stamp Set Cling Well Said, 151612 - Stamp Set Cling Breathtaking Bouquet

**PAPER**

100730 - Cardstock 8-1/2" X 11" Whisper White, 122924 - Cardstock 8-1/2" X 11" Pool Party, 149612 - Paper Watercolor Fluid 100, 151327 - Peaceful Poppies Elements

**INK**

101406 - Stazon Pad Jet Black, 147050 - Classic Stampin' Pad Poppy Parade, 147086 - Classic Stampin' Pad Pumpkin Pie, 147091 - Classic Stampin' Pad Rich Razzleberry, 147093 - Classic Stampin' Pad Mango Melody, 147094 - Classic Stampin' Pad Daffodil Delight, 147097 - Classic Stampin' Pad Coastal Cabana, 147101 - Classic Stampin' Pad Calypso Coral, 147104 - Classic Stampin' Pad Pear Pizzazz

**TOOLS**

103954 - Aqua Painters, 148534 - Big Shot Framelits Well Written

**EMBELLISHMENTS**

144212 - Sequin Assortment Iridescent, 149444 - Crushed Curry 3/8" (1 Cm) Crinkled Seam Binding Ribbon

**INSTRUCTIONS**



**TECHNIQUES:**

- Watercoloring

**PAGE #:** 68

**CRAFTER LEVEL:** Avid

**CARD BASE SIZE:**

**STAMPS**

150508 - Stamp Set Photopolymer Tags Tags Tags

**PAPER**

100730 - Cardstock 8-1/2" X 11" Whisper White, 146958 - Paper Glimmer Gold, 151191 - Heart Doilies, 152068 - Gold Mini Pizza Boxes

**INK**

132708 - Memento Ink Pad Tuxedo Black

**TOOLS**

104332 - Adhesive Snail Permanent, 104430 - Stampin' Dimensionals, 133773 - Sponge Daubers, 150667 - Trio Of Tags Dies, 150697 - Basic Pattern Decorative Masks

**EMBELLISHMENTS**

124262 - Baker's Twine Solid Whisper White, 151155 - Real Red 3/8" (1 Cm) Double-Stitched Satin Ribbon

**INSTRUCTIONS**

Use sponge dauber and Memento Ink with the dotted Basic Patterns Stencil on the belly band around pizza box.



**TECHNIQUES:**

- Create your own DSP
- Sponging

**PAGE #:** 68

**CRAFTER LEVEL:** Avid

**CARD BASE SIZE:** Standard A2

### STAMPS

149415 - Stamp Set Photopolymer Wiggle Worm

### PAPER

100730 - Cardstock 8-1/2" X 11" Whisper White, 131199 - Cardstock 8-1/2" X 11" Crushed Curry, 146983 - Cardstock 8-1/2" X 11" Gray Granite, 149612 - Paper Watercolor Fluid 100, 150881 - Purple Posy 8-1/2" X 11" Cardstock, 151314 - Country Club Designer Series Paper

### INK

147084 - Classic Stampin' Pad Real Red, 147087 - Classic Stampin' Pad Crushed Curry, 147095 - Classic Stampin' Pad Granny Apple Green, 147115 - Classic Stampin' Pad Soft Suede, 147139 - Classic Stampin' Pad Call Me Clover, 147156 - Stampin' Write Markers Subtles

### TOOLS

103579 - Scissors Paper Snips, 103954 - Aqua Painters, 104332 - Adhesive Snail Permanent, 104430 - Stampin' Dimensionals, 149637 - Dies Wiggly Bugs, 150663 - Punch Builder Apple, 151296 - Label Me Lovely Punch

### INSTRUCTIONS

Draw a line and punch the small hole on the Label Me Lovely Punch every 1/4". Then take your paper snips and cut a portion above the hole to make the ring binder hole look. Use your ruler and draw lines every 3/8" with Balmy Blue Stampin' Write Marker.



### TECHNIQUES:

- Watercoloring
- Modifying Punch/Dies

**PAGE #:** 68

**CRAFTER LEVEL:** Avid

**CARD BASE SIZE:** Standard A4

### STAMPS

149320 - Stamp Set Cling A Wish For Everything, 149408 - Stamp Set Cling Wildly Happy

### PAPER

100730 - Cardstock 8-1/2" X 11" Whisper White, 122924 - Cardstock 8-1/2" X 11" Pool Party, 131201 - Cardstock 8-1/2" X 11" Pear Pizzazz, 146985 - Cardstock 8-1/2" X 11" Petal Pink, 146988 - Cardstock 8-1/2" X 11" Soft Sea Foam, 151192 - Parisian Blossoms Specialty Designer Series Paper

### INK

132708 - Memento Ink Pad Tuxedo Black, 144582 - Stampin' Blends Crumb Cake Light, 144608 - Stampin' Blends Color Lifter, 146866 - Stampin' Blends Petal Pink Light

### TOOLS

148551 - Big Shot Stitched Rectangle Dies, 149546 - Friendly Silhouettes Dies, 149577 - Embossing Folder 3D High Seas, 149629 - Dies Word Wishes (En)

### EMBELLISHMENTS

149441 - Petal Pink 5/8" (1.6 Cm) Striped Organdy Ribbon

### INSTRUCTIONS

Remove the cat tails with paper snips from the Friendly Silhouettes Die pieces to make them look like grass. Use the color lifter to soften the coloring on the bunnies. Turn the High Seas embossed upside down to look like clouds.



### TECHNIQUES:

- Stampin' Blends Coloring
- Modifying Punch/Dies

**PAGE #:** 73

**CRAFTER LEVEL:** Avid

**CARD BASE SIZE:** Notecard

**STAMPS**

151708 - Stamp Set Photopolymer Host Make A Splash

**PAPER**

100730 - Cardstock 8-1/2" X 11" Whisper White, 131527 - Note Cards & Envelopes Whisper White, 150880 - Pretty Peacock 8-1/2" X 11" Cardstock

**INK**

102283 - Versamark Pad, 147093 - Classic Stampin' Pad Mango Melody, 150086 - Terracotta Tile Classic Stampin' Pad

**TOOLS**

104331 - Adhesive Refill Snail Permanent, 104430 - Stampin' Dimensionals, 133773 - Sponge Daubers, 138309 - Glue Pen Fine-Tip

**EMBELLISHMENTS**

109132 - Stampin' Emboss Powder White, 133751 - Stampin' Glitter Dazzling Diamonds, 151325 - Peaceful Poppies Sequins

**INSTRUCTIONS**

Used dauber once stamp was inked in Mango to add some Terracotta ink for depth. Need to clean stamp between images.



**TECHNIQUES:**

- Fussy cutting
- Stamping off
- Heat Embossing

**PAGE #:** 73

**CRAFTER LEVEL:** Avid

**CARD BASE SIZE:** Standard A2

**STAMPS**

151708 - Stamp Set Photopolymer Host Make A Splash

**PAPER**

100730 - Cardstock 8-1/2" X 11" Whisper White, 146982 - Cardstock 8-1/2" X 11" Balmy Blue

**INK**

147089 - Classic Stampin' Pad Garden Green, 147095 - Classic Stampin' Pad Granny Apple Green, 147105 - Classic Stampin' Pad Balmy Blue, 147116 - Classic Stampin' Pad Crumb Cake, 150086 - Terracotta Tile Classic Stampin' Pad


**TOOLS**

104430 - Stampin' Dimensionals, 138995 - Adhesive Tear & Tape

**EMBELLISHMENTS**

104199 - Thread Linen, 142314 - Window Sheets, 149498 - Sequin Assortment Woven Threads, 151320 - Best Dressed Tassels

**INSTRUCTIONS**



**TECHNIQUES:**

- Masking
- Splattering
- Fussy cutting
- Stamping off

**PAGE #:** 73

**CRAFTER LEVEL:** Avid

**CARD BASE SIZE:**

**STAMPS**

151708 - Stamp Set Photopolymer Host Make A Splash

**PAPER**

100730 - Cardstock 8-1/2" X 11" Whisper White, 100867 - Cardstock 8-1/2" X 11" Night Of Navy, 120953 - Cardstock 8-1/2" X 11" Crumb Cake, 146982 - Cardstock 8-1/2" X 11" Balmy Blue, 149481 - Come Sail Away Designer Series Paper

**INK**

147090 - Classic Stampin' Pad Old Olive, 147110 - Classic Stampin' Pad Night Of Navy, 150086 - Terracotta Tile Classic Stampin' Pad

**TOOLS**

141491 - Punch Classic Label, 149627 - Perfect Parcel Dies, 151297 - Label Me Fancy Punch

**EMBELLISHMENTS**

104199 - Thread Linen, 149482 - Sail Away Trinkets, 149485 - Magnolia Lane Ribbon Combo Pack

**INSTRUCTIONS**



**TECHNIQUES:**

- Fussy cutting
- Stamping off
- Modifying Punch/Dies

**PAGE #:** 74

**CRAFTER LEVEL:** Casual

**CARD BASE SIZE:** Standard A2

**STAMPS**

151534 - Stamp Set Photopolymer Timeless Tulips

**PAPER**

100730 - Cardstock 8-1/2" X 11" Whisper White, 146972 - Cardstock 8-1/2" X 11" Grapefruit Grove, 146985 - Cardstock 8-1/2" X 11" Petal Pink, 149618 - Paper Designer Series 6X6 (15.2 X 15.2Cm) In Color 2018-2020

**INK**

147093 - Classic Stampin' Pad Mango Melody, 147095 - Classic Stampin' Pad Granny Apple Green, 147140 - Classic Stampin' Pad Lovely Lipstick, 147142 - Classic Stampin' Pad Grapefruit Grove

**TOOLS**

104430 - Stampin' Dimensionals, 151295 - Tulip Builder Punch

**EMBELLISHMENTS**

146912 - Ribbon Tulle Polka Dot 5/8" (1.6 Cm) Whisper White

**INSTRUCTIONS**

Lipstick was DSP color



**TECHNIQUES:**

- Stamping off

**PAGE #:** 76

**CRAFTER LEVEL:** Avid

**CARD BASE SIZE:** Square 4"

**STAMPS**

151595 - Stamp Set Cling Peaceful Moments

**PAPER**

100730 - Cardstock 8-1/2" X 11" Whisper White, 101856 - Cardstock Vellum 8-1/2" X 11", 115316 - Cardstock 8-1/2" X 11" Rich Razzleberry, 133675 - Cardstock 8-1/2" X 11" Blackberry Bliss, 147898 - Foil Sheets Black, 151324 - Peaceful Poppies Designer Series Paper, 151327 - Peaceful Poppies Elements

**INK**

102059 - Classic Stampin' Ink Refill Garden Green, 119791 - Classic Stampin' Ink Refill Poppy Parade, 147092 - Classic Stampin' Pad Blackberry Bliss

**TOOLS**

103683 - Mini Glue Dots, 103954 - Aqua Painters, 104332 - Adhesive Snail Permanent, 138309 - Glue Pen Fine-Tip, 144108 - Stampin' Dimensionals Mini, 151594 - Poppy Moments Dies, 151605 - Painted Labels Dies

**EMBELLISHMENTS**

151325 - Peaceful Poppies Sequins, 151326 - Whisper White 1/4" (6.4 Mm) Crinkled Seam Binding Ribbon

**INSTRUCTIONS**



**TECHNIQUES:**

- Watercoloring

**PAGE #:** 76

**CRAFTER LEVEL:** Artfully Avid

**CARD BASE SIZE:** Standard A4

**STAMPS**

151595 - Stamp Set Cling Peaceful Moments, 151599 - Stamp Set Cling Painted Poppies

**PAPER**

100730 - Cardstock 8-1/2" X 11" Whisper White, 105117 - Cardstock 8-1/2" X 11" Pumpkin Pie, 122924 - Cardstock 8-1/2" X 11" Pool Party, 151324 - Peaceful Poppies Designer Series Paper

**INK**

100531 - Classic Stampin' Ink Refill Old Olive, 102283 - Versamark Pad, 115664 - Classic Stampin' Ink Refill Rich Razzleberry, 119791 - Classic Stampin' Ink Refill Poppy Parade, 147107 - Classic Stampin' Pad Pool Party, 147162 - Classic Stampin' Ink Refill Mango Melody

**TOOLS**

103683 - Mini Glue Dots, 104430 - Stampin' Dimensionals, 138309 - Glue Pen Fine-Tip, 151594 - Poppy Moments Dies, 151605 - Painted Labels Dies

**EMBELLISHMENTS**

109132 - Stampin' Emboss Powder White, 151326 - Whisper White 1/4" (6.4 Mm) Crinkled Seam Binding Ribbon

**INSTRUCTIONS**



**TECHNIQUES:**

- Watercoloring
- Splattering
- Heat Embossing

